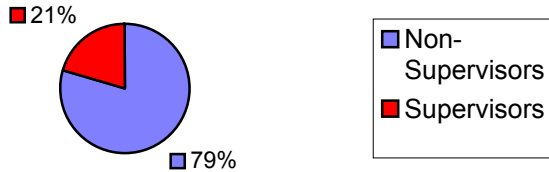


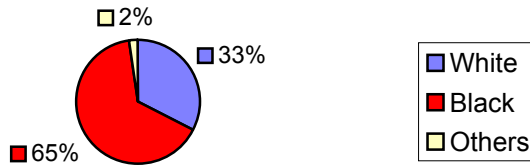
Distribution of Supervisors by Race in the Public Works Department November 2002

**Percentage of Supervisors and
Non-Supervisors**



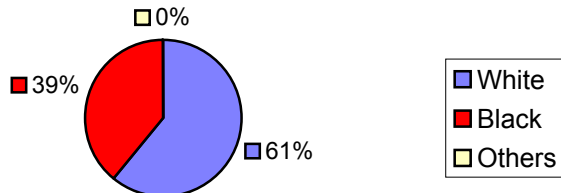
Non-Supervisors	89	79%
Supervisors	23	21%
Total	112	

Race Distribution of Non-Supervisors



White	29	33%
Black	58	65%
Other	2	2%
Total	89	

Race Distribution of Supervisors



White	14	61%
Black	9	39%
Other	0	
Total	23	

	Supervisors	Non Supervisors	Total
White	14	29	43
Black	9	58	67
Other	0	2	2
Totals	23	89	112