

JOYNER'S MEMORIAL, INC.

MONUMENTS OF DISTINCTION

P. O. BOX 803

PHONE 291-6160

301 HIGHWAY SOUTH

WILSON, N. C. 27894

February 15, 1990

Mr. David Swanson
431 W. Franklin Street
Chapel Hill, N.C. 27516

Dear Mr. Swanson,

Enclosed are the recommended specifications for restoring cemeteries. In addition to the specifications, the contractor should furnish you with a certificate of insurance with the limits and requirements that are required by the city.

If I can answer other questions, please call me.

Yours Truly,

A. O. Joyner, CM

ACJ/hp
Enc.

SPECIFICATIONS FOR RESTORING CEMETERIES

Identify the need of each monument, broken, unlevel, loose from its base, or bases, completely down, no foundation. Once the problem has been identified, form a plan of action to correct all problems of each stone or memorial. Care should be taken not to do additional damage to the surrounding stones when doing repair work or to stones you are working on.

Broken Stones; Each piece to be drilled for dowel pins. Dowel pins to be no more than 6" apart and in no case less than 2 pins per piece of stone. All dowel pins of non-corrosive material, (Fiberglass) brass, stainless steel, bronze, etc. Dowel pins to be no smaller than 1/5 of the thickness of the stone in diameter. Dowel pins to be embedded in the joint adhesive. Broken stones to be sealed together with epoxy or polyester adhesive. All surfaces to be cleaned thoroughly before re-attaching.

Loose from base; or bases; After determining that the base stone is level, the parts of the monument should be attached with monument setting compound. Setting compound to be used only when the barring weight of the stone is 2.5 PSI per sq. inch, and the base stone is level and cut to a flat surface as well as the upper portion cut to a flat surface. Stones that do not conform to the 2.5 PSI per sq. inch will be joined with dowel and epoxy or polyester adhesive. In no case will a stone with a thickness of less than 4" be set with setting compound. All surfaces to be thoroughly cleaned before re-setting.


Unlevel Stones; Determine if foundation is intact and sufficient to support the weight of the monument. If the foundation is insufficient, or non-existent, a new foundation will be installed. A dry mix foundation consisting of 1 part Portland cement, 3 parts mortar sand firmly tamped to be used for monuments and markers with a barring weight not to exceed 300 lbs per sq. ft. Monuments exceeding this, 3000 lb concrete mix will be used and allowed to dry 10 days before the foundation is placed on it. The surface of the foundation to be finished level and smooth to assure a true fit of the base stone. The base stone to be attached with monument setting compound. Monuments or stones that are unlevel but have a solid foundation, the monument may be leveled by grouting under the low side, provided the grout does not exceed 2" in thickness. Grout mixture to be 1 part portland cement, 3 parts mortar sand.

SPECIFICATIONS

Continued: Page 2

Monuments that are completely disabled or lay on the ground, are to be reset to there original design. All of the preceding specifications for repairing broken stones, attaching loose stones and foundations will apply to the resetting of disabled and topled monuments.

All monuments are to be examined to determine if they are firmly attached to their counter part. This may be done by pushing on the upper parts. All loose parts will be reattached in accordance with the preceding specifications.



JOYNER'S MEMORIAL, INC.

MONUMENTS OF DISTINCTION

P.O. BOX 803

PHONE 291-6160

301 HIGHWAY SOUTH

WILSON, NC 27894

1-800-521-4601

February 19, 1992

Mr. Tim Smith
City of Chapel Hill
306 N. Columbia
Chapel Hill, N.C. 27514

Dear Tim,

Enclosed is copy of the letter I sent to Mrs. Stoudemire. As soon as I get the information, Larry and I will come up and go thru the cemetery again to estimate how far the funds will go in repairing the old damage to the monuments.


Looking forward to working with you on this project.

Yours Truly,


A. C. Joyner, Cm

ACJ/hp

Enc.



JOYNER'S MEMORIAL, INC.

MONUMENTS OF DISTINCTION

P.O. BOX 803

PHONE 291-6160

301 HIGHWAY SOUTH

WILSON, NC 27894

1-800-521-4601

February 19, 1992

COPY

Mrs. Mary Arthur Stoudemire
712 Gimghoul Rd
Chapel Hill, N.C. 27514

Dear Mrs. Stoudemire,

I have talked with Tim Smith and he is sending me the booklet on the monuments and their condition that he has prepared. Once I receive this I will come to Chapel Hill and survey the cemetery again myself. At that time we can give you an estimate on how far the \$10,500 will go in repairing the monuments. We will need to draw up a proposal which will include the specifications you are sending me. Mr. Smith has assured me he will be responsible for looking after this project.

If any of your members have any questions concerning this work and how it is to be carried out, I will be happy to answer them. I will be in touch with you when I receive the information.

Yours Truly,


A. C. Joyner, CM

ACJ/hp

Copy: Tim Smith



North Carolina Department of Cultural Resources

James B. Hunt, Jr., Governor
Betty Ray McCain, Secretary

Division of Archives and History
William S. Price, Jr., Director

March 17, 1995

Ms. Beverly C. Kawalec, Planner
Town of Chapel Hill
306 North Columbia Street
Chapel Hill, NC 27516

Re: Chapel Hill Cemetery Restoration
Grant Amount: \$5,000

Dear Ms. Kawalec:

I am pleased to inform you that your application for a 1995 Certified Local Government (CLG) grant is one of fourteen selected for funding from among twenty-two proposals. Grant funds are made available to CLGs through the State Historic Preservation Office, Division of Archives and History, from the Historic Preservation Fund (HPF) administered by the National Park Service, U. S. Department of the Interior.

This year approximately \$72,000 will be awarded to county and municipal governments participating in the CLG program. Funding is targeted for archaeology, restoration, architectural survey and manuscript preparation, preservation planning, design guidelines, and nominations to the National Register of Historic Places.

The enclosed **Grant Project Outline**, based on your grant application, will provide a brief summary of anticipated activities and costs related to your project. To indicate your acceptance of the grant, with its related conditions, please sign both copies of the enclosed **Subgrant Agreement** and the **Certification of Matching Share Form** and return them **by April 15, 1995** to: Lloyd D. Childers, grants administrator, State Historic Preservation Office, Division of Archives and History, 109 East Jones Street, Raleigh, NC 27601-2807. Ms. Childers may be contacted by telephone at 919/733-4763.

I also enclose an "Introduction to Subgrantee Requirements" memorandum from Ms. Childers, along with a Grantee Handbook and information about a **Grants Workshop** to be held in Raleigh on Thursday, April 27. During that meeting, Department of Cultural Resources Secretary, Betty Ray McCain, will present Grant Award Certificates. I hope that you or your designee will be able to join us for the ceremony and take advantage of the workshop opportunity.



1995 CLG PREDEVELOPMENT AND DEVELOPMENT GRANT APPLICATION
State Historic Preservation Office
North Carolina Division of Archives and History

Please use this application to indicate your interest in a 1995 CLG Predevelopment or Development Grant. (A different form is used for Survey and Planning Grants.) Predevelopment projects may include architectural and engineering assistance or the preparation of historic structures reports, whereas development projects may include archaeological research and renovation or rehabilitation of resources listed in the National Register of Historic Places.

I. ABSTRACT OF PROPOSED PROJECT

On a separate sheet of paper, please describe in one or two well developed paragraphs what will be accomplished with the grant and matching funds. This statement may be used by the State Historic Preservation Office in applying for federal funds. The abstract may also include additional descriptive information, but should be limited to three double-spaced typewritten pages overall. Preservation Office staff are available for assistance in developing the project description, including an estimated budget. For assistance call Lloyd Childers at 919/733-4763.

II. APPLICANT INFORMATION

Contact Person: BEVERLY C. KAWALE Title: HISTORIC DISTRICT PLANNER
TOWN OF CHAPEL HILL PLANNING DEPARTMENT
Address: 306 N. COLUMBIA STREET CHAPEL HILL, NC 27516

Telephone(s): (919) 968-2728 FAX: 967-8406

Applicant Organization or Agency: TOWN OF CHAPEL HILL

Certified Local Government: CHAPEL HILL

Project Coordinator (if different from contact): SAME

Address: _____

Telephone(s): _____ FAX: _____

W. Calvin Horton 1-2495
SIGNATURE AND TITLE: Officer of Sponsoring Organization DATE

Send by January 31, 1995: (With Equal Opportunity Statement) to:
Lloyd Childers, State Historic Preservation Office
N.C. Division of Archives and History
109 East Jones Street, Raleigh, NC 27601-2807

1995 CLG PREDEVELOPMENT AND DEVELOPMENT GRANT APPLICATION FORM

III. PROJECT INFORMATION (Please type or print with black ink)

National Register Property: OLD CHAPEL HILL CEMETERY

If National Register District - name of district and contributing property:

NA (District) (Property)

Location: CHAPEL HILL, NC County: ORANGEProperty Owner: TOWN OF CHAPEL HILL

Type of Project:

Architectural/Engineering: _____

Renovation/Rehabilitation: RESTORATION / OLD CHAPEL HILL CEMETERY

Archaeological research/excavation: _____

Public Use of Property: _____

Matching Funds: (non-federal; attach separate list if more than one)

Donor: CHAPEL HILL PRESERVATION SOCIETY \$ 10,000
TOWN OF CHAPEL HILL 5,000

Source: _____

Date Available: IMMEDIATELY Kind: (cash/other): ✓ Amount: \$ 15,000

IV. ESTIMATE OF PROJECT COSTS

Below is an itemized budget for work to be accomplished with both grant and matching funds during the estimated project period beginning 6/1/95 and ending 9/30/96. (Matching funds must constitute at least 40% of actual costs).

Budget Items:

Estimated Cost:

LABOR & MATERIALS

\$ 26,620

MEALS & LODGING

3,000

MILEAGE

380

TOTAL PROJECT COST

\$ 30,000

GRANT AMOUNT REQUESTED

\$ 15,000

OLD CHAPEL HILL CEMETERY
1995 CLG GRANT APPLICATION
ABSTRACT OF PROPOSED PROJECT

Funds are to be used to restore as many as possible of the grave markers in the Old Chapel Hill Cemetery in accordance with the marker restoration analysis done in 1994. The work will meet the Secretary of the Interior's standards for restoration and will be coordinated with the Restoration Branch of the State Historic Preservation Office.

In June 1994 the Old Chapel Hill Cemetery was listed on the National Register of Historic Places. This listing was an important step in the implementation of the Master Plan of the Cemetery. Also in 1994, Lynette Strangstad of Stone Faces completed a Comprehensive Conditions Assessment of Selected Markers. The study prioritized the order in which the grave markers should be cared for on the basis of their significance and vulnerability.

The budget of this grant request is based on an estimate from Stone Faces. All interested and qualified grave marker restorationists will be considered for doing the restorations. The work will involve the Priority 1 grave markers as identified in the marker restoration analysis and will restore as many markers as possible. The Chapel Hill Preservation Society has made \$10,000 available for this project; the Town of Chapel Hill will allocate \$5,000. We are requesting \$15,000 from the CLG program funds.

The Old Chapel Hill Cemetery was established as a burying ground for the University of North Carolina and the village of Chapel Hill in the late eighteenth century. It's historical significance lies in the fact that it is the only cemetery in North Carolina to have come into being because of a university and served the University and surrounding community for nearly 200 years. In addition, many of the people interred in the Old Chapel Hill Cemetery are of great significance to the social history of the State of North Carolina and the community development of Chapel Hill. Section B, the slave section of the Old Chapel Hill Cemetery, has significance as one of a small number of slave cemeteries in North Carolina that retains inscribed markers.

The Town of Chapel Hill has a longstanding commitment to preservation of the Cemetery. In the 1980's the Town developed a Master Plan for the Cemetery. In carrying out this Master Plan the Town has completed a number of items including the following:



The Chapel Hill Preservation Society

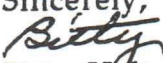
610 E. Rosemary St. • Chapel Hill, North Carolina 27514
942-7818

March 29, 1995

Bev Kawalec
Planning Department
Town of Chapel Hill
306 N. Columbia Street
Chapel Hill, NC 27514

Dear Bev,

This is to certify that the Chapel Hill Preservation Society has \$10,000.00 available for the Town of Chapel Hill to pay a contractor for grave-marker restoration in the Chapel Hill Cemetery. Please don't hesitate to call us with any questions.

Sincerely,

Bitty Holton
President

MEMORANDUM

TO: Mayor and Town Council

FROM: W. Calvin Horton, Town Manager

SUBJECT: Old Chapel Hill Cemetery Grant to Restore Grave Markers

DATE: April 10, 1995

The attached resolution would authorize the Manager to sign a grant agreement with the State Historic Preservation Office to accept a grant of \$5,000 to be matched by \$5,000 from the Town.

Background

Grant Application: In January, 1995, the Town applied to the State Historic Preservation Office for a Certified Local Government Grant to repair and restore grave markers in the Old Chapel Hill Cemetery.

The Town has been notified that our project has been selected to receive a grant of \$5,000. The Chapel Hill Preservation Society has agreed to contribute \$10,000 toward this project; hence, with \$5,000 match from the Town, the total project budget will be \$20,000.

To indicate the Town's acceptance of this grant, the Manager must sign the Subgrant Agreement and the Certificate of Matching Share Form.

The attached Resolution would authorize the Manager to accept the grant.

Discussion

History and Status of the Town Commitment to the Old Cemetery: In 1987 a Master Plan was developed for the Old Chapel Hill Cemetery by a citizens' task force. Since 1988 Cemetery Beautification has been part of the Town's Capital Improvement Plan, and a number of improvements have been made. Some of the improvements have been:

- curb and gutter improvements
- marker survey and directory produced
- gazebo constructed
- irrigation installed
- sidewalk and bollard improvements made
- marker restoration analysis completed
- National Register of Historic Places listing achieved

RESOLUTION A

A RESOLUTION AUTHORIZING THE TOWN MANAGER TO SIGN A SUBGRANT AGREEMENT AND CERTIFICATE OF MATCHING SHARE FORM INDICATING ACCEPTANCE OF AND MATCHING MONEY FOR A GRANT TO RESTORE GRAVE MARKERS IN THE OLD CHAPEL HILL CEMETERY (95-4-10/R-5)

WHEREAS, The State Historic Preservation Office has selected Chapel Hill to receive a Certified Local Government Grant to restore grave markers in the Old Chapel Hill Cemetery; and

WHEREAS, the Town of Chapel Hill has had a longstanding commitment to the care and upkeep of the Old Chapel Hill Cemetery; and

WHEREAS, in 1994 Chapel Hill commissioned a study, "The Comprehensive Conditions Assessment of Selected markers," to give the Town guidance as to how to restore the grave markers, with the intent of restoring the markers;

NOW, THEREFORE, BE IT RESOLVED by the Council of the Town of Chapel Hill that the Council hereby authorizes the Town Manager to sign the Subgrant Agreement and the Certification of Matching Share Form required by the State Historic Preservation Office which signifies that the Town accepts the grant and agrees to match the \$5,000 allocated to Chapel Hill by the State.

BE IT FURTHER RESOLVED that the Council thanks the Chapel Hill Preservation Society for their generous assistance with this project.

This the 10th day of April, 1995.

MEMORANDUM

To: W. Calvin Horton and Roger Waldon

From: Beverly Kawalec *BCK*

Subject: Old Chapel Hill Cemetery

Date: September 7, 1995

This memo suggests a new administrative procedure that involves review by the Historic District Commission of proposed changes (carried out by the Town's Public Works Department) in the Old Chapel Hill Cemetery.

In June 1994 the Old Chapel Hill Cemetery was listed on the National Register of Historic Places. It has been the practice of the Town to ask the Historic District Commission to give a courtesy review to changes proposed for other Town owned property listed on the National Register. (The Old Chapel Hill Town Hall/Fire Station is the other National Register property which is not in a local historic district.)

I believe that it is desirable to ask the Historic District Commission to give a courtesy review to landscaping or other town initiated changes in the old Cemetery. I hereby request that this practice be instituted.

An Old Chapel Hill Cemetery Committee existed in the late 1980's. This Committee produced a master plan for the Cemetery which was adopted by the Council in 1987. In 1994 the Town commissioned a Comprehensive Conditions Assessment Study to give guidance on how to carry out maintenance activity and grave marker restoration. In some instances, the adopted master plan and the Comprehensive Conditions Assessment study are not in agreement. I believe that review by the Historic District Commission, although not binding, could provide valuable guidance to the Public Works Department in making landscaping changes in the Old Cemetery. I believe that it is important to not make any changes to the Cemetery which would diminish its historic character. I believe that Historic District Commission review could accomplish this objective.

The Old Chapel Hill Cemetery Committee has not met for many years. Perhaps it would be appropriate to have the Historic District Commission act as the Old Chapel Hill Cemetery Committee in light of the fact that the Cemetery is now listed on the National Register of Historic Places. I'm hoping we can discuss this soon.

cc: Florentine Miller
J.B. Culpepper
Bruce Heflin

CC: FRED
SEE ME *[initials]* ← CURTIS
RICHARD



— STONE FACES

LYNETTE STRANGSTAD

P.O. BOX 21090

CHARLESTON SC 29413-1090

(803) 762-6025

December 11, 1995

La Verne Elmore, Purchasing Agent
Town of Chapel Hill
306 N. Columbia Street
Chapel Hill NC 27516

COPY

Ms. Elmore:

Enclosed is my bid in response to your Request for Proposals—
Grave Marker Conservation and Restoration, dated November 27,
1995.

As I tried to explain when Stone Faces did the conditions assessment in March of 1994, to bid on a stone-by-stone basis necessitates bidding high enough on each stone to cover any unforeseen difficulties. When a lump-sum bid is offered, it can be closer to the actual cost since, inevitably, some stones will prove to be easier to repair than anticipated, offsetting complications on others. It offers a fairer price for both the bidder and the Town. I am reluctantly submitting the stone-by-stone breakdown, knowing that a lump-sum bid would be lower.

Also, the stone-by-stone bid does not offer any convenient or clear way to address travel and per diem expenses, so the figures in the bid are for labor and materials only. If all nineteen stones are done, I anticipate five weeks on site for a crew of three people, including myself, which would result in a per diem charge of \$10,080. Since Chapel Hill is classified as an unusually high per diem area by the U.S. Government, the Town might be able to save a considerable amount of money by providing adequate housing at a reduced rate. Additionally, roundtrip and local mileage would be charged at \$290.00.

Paragraph 14 of the Instructions to Bidders list several options for a performance bond for the project. Since Stone Faces is a restoration company specializing in historic burial grounds and not a general contractor, and since the total bid is under \$50,000.00, a performance bond is inappropriate and only adds to the cost of the project. Stone Faces submits this bid on the understanding that a performance bond will be waived.


Paragraph 15 of the Instructions to Bidders states that the project shall be completed within six months after notification of contract award. Paragraph 3, subparagraph 5 of the Request for Proposals states that all work must be completed by July, 1996.

Adhesive, composite and mortar work are all highly sensitive to weather conditions. Whatever time of year the bid is let, a realistic schedule will acknowledge that the work is best done in the late spring or early fall. Further, since the contract has not yet been let, completion by July of 1996 does not ensure a six-month period for completion.

Paragraph 2, subparagraph 3 of the Request for Proposals should begin "Adhesives" rather than "Bonding agents." The two are very different, and bonding agents do not serve a purpose in this application.

Stone Faces responds to this RFP with the understanding that a final contract will be negotiated with the selected bidder.

Sincerely,

A handwritten signature in cursive script that reads "Lynette Strangstad". The signature is written in dark ink and is positioned above the printed name.

Lynette Strangstad

PROPOSAL QUOTATION FORM
FOR
GRAVE MARKER CONSERVATION AND RESTORATION
OLD CHAPEL HILL CEMETERY
TOWN OF CHAPEL HILL, NORTH CAROLINA

The Town of Chapel Hill is requesting quotations for the conservation and restoration of the grave markers in the Old Chapel Hill Cemetery. The base bid includes the cleaning, repairs, and complete restoration of the markers listed below and in the specifications.

1. Base Bid for Grave Marker Conservation
and Restoration

\$ 35325.00*

N. C. SALES TAX

\$ N/A

*Does not include travel or per diem.

Unit price quotes are requested on the markers as listed below. These quotes will be used, if needed, to delete some of the markers included in the Base Bid.

MARKERS

	<u>PRICE</u>
1. A-E21 - B. L. Tucker	\$ <u>125.00</u>
2. A-H07 - Estella Freeman	<u>1625.00</u>
3. A-G13 - Elizabeth Oldham	<u>875.00</u>
4. A-J25 - John McMaster	<u>2187.50</u>
5. B-M08 - James Stroud	<u>2000.00</u>
6. B-M10 - John Atwater	<u>2250.00</u>
7. B-M10 - Matilda Atwater	<u>1250.00</u>
7a. B-M11 - Mary Carroll	<u>1125.00</u>
8. B-N01 - Charles McDade	<u>1562.50</u>
9. B-N25 - Lula Swain	<u>1562.50</u>
10. B-N26 - Lugenia Swain	<u>875.00</u>
11. B-N26 - Edward Swain	<u>1562.50</u>
12. B-R19 - George Barbee	<u>1375.00</u>
13. B-S26 - Wilson Caldwell	<u>3825.00</u>
14. 1-EE18 - Cornie J. Weaver	<u>1250.00</u>

15.	1-NN05 - S. R. Thompson	3750.00
16.	1-RR05 - Anne Rebecca Kirkland	2500.00
17.	I-PP04 - Lawrence Deadrick	2500.00
18.	1-RR10 - William H. Pittman	3125.00

The contents of this bid are known to no one outside the undersigned:

FIRM NAME: Stone Faces

ADDRESS: P. O. Box 21090

Charleston, South Carolina 29413

Submitted with changes specified in accompanying letter.

SIGNATURE: Lynette Strangstad TITLE Owner

PRINT OR TYPE NAME: Lynette Strangstad

TELEPHONE #: (803) 762-6025 FAX # (803) 795-7132

DATE: December 8, 1995



— STONE FACES

LYNETTE STRANGSTAD

P.O. BOX 21090

CHARLESTON SC 29413-1090

(803) 762-6025

RESUME

EXPERIENCE

Current

Stone Faces Restoration Stonework, established in 1984, is a sole proprietorship providing services in historic burial ground preservation planning and consultation, architectural stone restoration, historic burial marker conservation, and workshops for graveyard preservation. Typical work includes:

Conservation

Statuary conservation

Conservation assessment of garden statues, Shadows-On-The-Teche, a National Trust for Historic Preservation property in New Iberia, Louisiana, March 1994. Conservation is scheduled for March 1995.

Architectural stone conservation

High relief sculpture of face for decorative keystone replicating original as determined by research, photographs, and measurements, provided as part of a larger restoration project, Manigault House, The Charleston Museum, Charleston, South Carolina, 1992

Exterior marble stair replacement, private residence, Charleston, South Carolina, 1992

Extensive composite repair to exterior brownstone stairway, Aiken-Rhett House, The Charleston Museum, Charleston, South Carolina, 1991

Marble coping repair, Nathaniel Russell House, Historic Charleston Foundation, Charleston, South Carolina, 1990

Gravemarker conservation

Colonial Park Cemetery, Savannah, Georgia, 1993-present; City Cemetery and St. George's Cemetery, Fredericksburg, Virginia, 1990, 1991, 1993; Moravian Cemetery, Hope, Indiana, 1992; St. Mary's Episcopal Church, Burlington, New Jersey, 1990, 1991; Moffat Road Cemetery, Mahwah, New Jersey, 1988, 1989; Gethsemane Cemetery, Little Ferry, New Jersey, 1988; and dozens of other burial sites

Consultation

Conditions assessment of public monuments

Forty-two public monuments in Savannah, Georgia, in conjunction with objects conservators, structural engineers, fountain specialists, and bronze repatination experts; assessment and analysis begun September 1994, conservation expected to begin in 1995

Conditions assessment of historic burial grounds

Blandford Cemetery, Petersburg, Virginia, 1994; Mt. Moriah Cemetery, Deadwood, South Dakota, 1992; St. Paul's Church, Halifax, Nova Scotia, 1990

Gravemarker preservation training workshops

Mt. Zion Methodist Church, Somers, New York, 1994; Old Dutch Church of Sleepy Hollow, Tarrytown, New York, 1985, '86, '87, '88, '90

Declared sole source by the South Carolina Department of Archives and History for cemetery restoration work funded by the Federal Emergency Management Agency following Hurricane Hugo, 1989

Consultation regarding historic graveyards in the National Heritage Corridor; keynote speaker at Upper Illinois Valley Association conference on preservation of historic cemeteries. Chicago, Illinois, and surrounding area, 1986, '87, '88, '89

Consultant to National Trust for Historic Preservation Southern Region's Burial Sites Protection and Management Project. Charleston, South Carolina, 1987-88

Conference coordinator for Burial Sites Preservation Conference. National Trust for Historic Preservation, Southern Region, June, 1989

Master Plan development for cemetery preservation and extensive conservation of markers and above-ground tombs. St. Michael Cemetery, Pensacola, Florida, 1988-89

1982-1984 & 1991-1992

Graveyard preservation specialist in charge of Circular Congregational Church graveyard preservation in Charleston, South Carolina. This historic graveyard contains 18th- and 19th-century gravemarkers representing a full expression of American funerary art as well as irreplaceable examples of the work of colonial gravestone carvers. Work included documentation and cleaning of stones, and repair and stabilization of approximately 200 stones and crypts. Marker materials are primarily marble, slate, sandstone, schist, and brick. Examples of schists and red

sandstones are also found. Techniques used are those appropriate to 18th- and 19th-century building materials and structures. Mortars match existing or original; compatible early bricks were used when necessary to replace missing exterior brick; techniques were patterned after original structures. Missing structural elements were cast of composite stone mixes compatible with original stone. The necessary addition of 20th century materials was undertaken with great care and included doweling with nylon rod and use of polyester resin adhesives pigmented to match existing stone. Following completion of this project, additional work was undertaken following Hurricane Hugo.

1980

Restoration masonry artisan under direction of the National Park Service for the restoration of the facade of the Theodore Roosevelt Birthplace, New York, New York. This building is a restored 1840's Manhattan brownstone. Work included preparation and application of brownstone patches to match exfoliated brownstone; matching existing mortar in color, texture, and strength; replacing pointing to match existing; documentation of work done; preparation of original work proposal.

EDUCATION

1978-1980

Apprentice at Restoration Workshop of the National Trust for Historic Preservation, Tarrytown, New York. The Restoration Workshop was designed to train restoration artisans able to lead multi-crafted restoration teams in restoration of significant historic buildings. Familiarity with various aspects of 18th- and 19th-century construction techniques, as well as use of 19th-century tools, was emphasized. Formal training sessions, together with on-the-job experience, trained apprentices in technological and professional aspects of preservation. Involvement with the workshop included participation in a number of projects, among them:

Drayton Hall, Charleston, South Carolina--an 18th-century plantation house, considered the "finest surviving example of Georgian architecture in the South." Work included project foreman; restoration of 2 chimneys; restoration of a badly deteriorated limestone lintel; limestone stair tread repair; exterior window frame replacement; wooden ground level lintel replacement; floorboard repair, staining and finishing of patches to match original worn flooring; documentation of work; and preparation of technical completion report.

St. Michael's College, Winooski, Vermont
M.Ed. degree granted, August 1970

University of Wisconsin, Stevens Point, Wisconsin
B.S. degree granted, June 1969
Major: English
Minor: Psychology
Graduated with academic honors

Luther College, Decorah, Iowa
Attended 1964-66
Major emphasis: English

PUBLICATIONS

Historic Burial Site Preservation
National Trust for Historic Preservation Information Series No.
76, Washington DC, 1993

"Preserving Historic Burial Grounds"
Brochure, The State Historic Preservation Office, South Carolina
Department of Archives and History, Columbia SC, December 1991

"Historic Burial Grounds: Preservation's New Frontier"
Preservation League of New York State Newsletter, Albany NY,
Vol. 15, #2, Spring 1989

Florida's Historic Cemeteries: A Preservation Handbook
Lynette Strangstad and Sharyn Thompson, published by Historic
Tallahassee Preservation Board/Florida Department of State,
Tallahassee FL, November, 1989

A Graveyard Preservation Primer
American Association for State and Local History, Nashville TN,
March, 1988

"How to Clean and Polish Marble"
The Old-House Journal, Gloucester MA, Vol. X, No. 10, 1982

"Patching Brownstone"
The Old-House Journal, Gloucester MA, Vol. X, No. 8, 1982

"Patching Limestone and Marble"
The Old-House Journal, Gloucester MA, Vol. X, No. 7, 1982

PROFESSIONAL MEMBERSHIPS

Alliance for Historic Landscape Preservation

American Institute for Conservation of Historic & Artistic Works

Association for Gravestone Studies

Association for Preservation Technology

National Trust for Historic Preservation

SELECTED PROFESSIONAL PRESENTATIONS

Cemetery walking tour and panel discussion of historic burial ground conservation; Alliance for Historic Landscape Preservation Conference, Charleston, South Carolina, May 1994.

"Conservation for Volunteers;" Save Outdoor Sculpture (SOS!), Barnesville & LaGrange, Georgia; Lexington, Mayfield, & Louisville, Kentucky; McClellanville, South Carolina, various dates, 1993.

"Historic Cemetery Preservation;" South Dakota Parks & Recreation Association Annual Conference, Spearfish, South Dakota, September 1993

"Landscaping Considerations in Historic Burial Ground Preservation;" National Park Service Historic Landscape Maintenance Workshop, Atlanta, Georgia, August 1993

"Conservation Problems and Treatments, Moravian Cemetery, Hope, Indiana;" National Park Service Seminar Boston's Historic Burying Ground Initiative: An Evaluation of Historic Gravemarker Conservation Methods, Boston, Massachusetts, September 1992

"An Overview of the Field of Historic Burial Site Protection" and "The Importance of Preservation Planning in Burial Site Protection;" Foundation for Historical Louisiana 22nd Annual Preservation Workshop, Baton Rouge, Louisiana, February, 1991

"An Overview of Historic Burial Ground Preservation;" National Trust For Historic Preservation, National Preservation Conference, Charleston, South Carolina, October, 1990

"Establishing the Plan--Applying Preservation Principles;" Beaufort Historical Association and North Carolina Department of Cultural Resources: Burial Documentation and Preservation Techniques, Beaufort, North Carolina, April, 1990

"Conservation and Maintenance Techniques for Historic Burial Grounds;" Florida Trust for Historic Preservation & Historic Tallahassee Preservation Board Conference: "Florida's Historic Cemeteries: A Preservation Workshop," Tallahassee, Florida, November, 1989

"Applying Preservation Principles: Establishing the Plan" and "Conservation and Maintenance Issues: New Developments in Preservation;" National Trust For Historic Preservation, Southern Regional Office, Conference: "Preservation's New Frontier: Preserving Historic Burial Sites," Charleston, South Carolina, June, 1989

"Conservation of Gravemarkers in the Southeastern United States" and "Applying Historic Preservation Principles to A Graveyard Preservation Project;" Association for Gravestone Studies Conference, Lancaster, Pennsylvania, June, 1988

AWARDS

Historic Preservation Book Prize nomination, Mary Washington College, Center for Historic Preservation, Fredericksburg, Virginia, 1989; special award through the American Association for State and Local History for "major contribution to intellectual vitality of historic preservation in The United States."

Harriet Merrifield Forbes Award, The Association for Gravestone Studies, Worcester, Massachusetts, 1991; for "outstanding contribution to the field of gravestone studies."

REFERENCES

Susan Kidd
Regional Director
National Trust for Historic Preservation
456 King Street
Charleston, South Carolina 29403
(803) 722-8552


Sharyn Thompson
The Center for Historic Cemeteries Preservation
P.O. Box 6296
Tallahassee, Florida 32314
(904) 877-9014

Judy Allen-Leventhal
Former Director, Friends of Magnolia Cemetery
288 Main Street
Salt Lake City, Utah 84103
(801) 488-4113

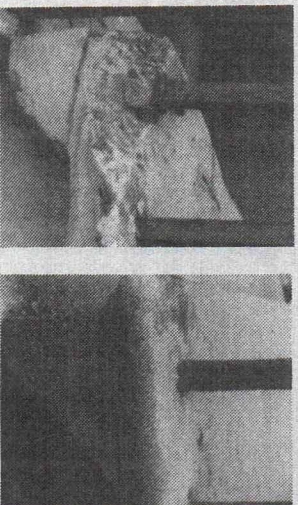
Lynette Strangstad, graveyard preservation specialist and restoration artisan, has been working in the field of historic preservation since 1973, specializing in graveyards since 1980. She has been a member of the National Trust for Historic Preservation's Restoration Workshop, where she worked on a number of the nation's finest historic buildings. Among them is Drayton Hall in Charleston, South Carolina, where she served as project foreman for a brick, stone, and woodworking project there. She has also worked under the direction of the National Park Service in the brownstone facade restoration of the Theodore Roosevelt Birthplace in Manhattan.

Her graveyard preservation work includes serving as project director of the extensive restoration of the Circular Congregational Churchyard in Charleston, South Carolina, the earliest burial ground in that historic city. She has served as consultant and gravestone conservator in historic graveyards in New York, Nova Scotia, and Chicago, and is consultant to the National Trust Southern Region's Burial Sites Protection and Management Project.

Her book, **A Graveyard Preservation Primer**, is among the first to address the difficult issues of burial ground preservation. Her additional articles written on stone repair and stone cleaning have appeared in leading preservation journals.




**Gravestone and
Architectural Conservation
Before and After**



STONE FACES is based in Charleston, South Carolina and will travel east of the Mississippi. Stone Faces considers projects as small as a single stone, as large as a metropolitan graveyard, or as diverse as a rural county's numerous small burial grounds. Inquiries welcome.


STONE FACES
P.O. Box 21090
Charleston, South Carolina
29413-1090
(803) 577-4596



STONE FACES RESTORATION STONEMWORK

GRAVEYARD PRESERVATION
GRAVESTONE CONSERVATION
ARCHITECTURAL STONE
RESTORATION

offering services in consultation,
stone conservation
and skilled application of
restoration masonry techniques



Historic burial ground, neglected

NEED

Only recently have early graveyards begun to be recognized for their significance in chronicling America's past. Rich examples of funerary architecture and art provide impressive illustrations of the stonemason's art, a rapidly disappearing traditional art form. These irreplaceable dated documents allow us to trace migration routes and trade patterns, the melding of our ethnically diverse population, and changes in attitudes towards both life and death. The burial ground creates an historical statement which reveals otherwise undisclosed aspects of our history.

At last affording burial grounds their rightful status in a nation otherwise concerned with the preservation of its history, diverse organizations have begun working to record this history and to preserve burial grounds.



Stone Faces emerged in response to the need for practical application of these important goals.

TECHNIQUES

Sound preservation principles are the cornerstone of all comprehensive preservation plans developed by Stone Faces consultants. In developing a plan, consultants work with staff or volunteer groups to consider all features of the site, including gravemarkers, fencing and walls, copings, roads and walkways, trees and ornamental plantings. The focus is on preservation of these historic features.

Artisans are individually trained to execute various technical processes involved in conservation of stone, primarily marble, limestone, sandstone, and slate. They may carefully sculpt a fresh composite stone repair, pigment adhesives to approximate existing natural stone color, or develop specific composite stone mixes compatible in color, texture, and durability to existing stone. Eighteenth-century tools meet twentieth-century technologies in repair operations where current stone conservation methods are used side by side with hand tools used when working stone by hand was commonplace.

Restoration in progress



Historic burial ground, restored

SERVICES

Graveyard Preservation

- Burial ground preservation project
- plan development and consultation
- Workshops in burial ground documentation and preservation techniques
- Volunteer supervision and training
- Grounds maintenance program development

Gravestone Conservation

- Stone cleaning
- Stone resetting
- Vault reconstruction and restoration
- Fragmented stone repair
- Composite stone element carving and casting
- Mausoleum and monument restoration

Architectural Stonework Restoration

- Cleaning
- Decorative element restoration
- Composite stone repair
- Facade restoration



PARKER MONUMENTS

Monuments • Markers • Lettering

January 10, 1996

Purchasing Agent
Town of Chapel Hill
306 North Columbia Street
Chapel Hill, NC 27516

Dear Purchasing Agent:

Thank you for the opportunity to provide your town with a quote on repairing the monuments you have chosen.

Parker Monuments is a small company that has been selling, installing and repairing monuments for over 30 years in Edenton and Knightdale, NC. We have such experience as to suggest that we would choose a different approach to repairing many of the historical monuments than the course outlined in your request. We met with Ms. Beverly Kawalec, made a few of our ideas known to her and she suggested we submit a quote based on our experience and knowledge.

The following quote is a detailed list of how we propose to repair each monument and the cost in doing so. Our small company does not meet all of your insurance and other requirements nor do we see it as necessary. The skilled technicians who will be performing the work are the owners of Parker Monuments, so there is no need to be concerned about Workman's Compensation Insurance. We will gladly comply with your requirements of Item 12b. Comprehensive General Liability Insurance and 12c. Business Auto Liability coverage.

Please contact the Town of Edenton, NC, for a reference on the quality of the extensive repair work we performed in their historic cemetery. The Town Manager is Ms. Anne Marie Kelly. Other references are available upon request.

Please feel free to contact me if you have any further questions, concerns or comments. We are confident we can provide you with the quality workmanship you expect without the added costs or worries.

Sincerely,

Frank Parker
Owner



PARKER MONUMENTS

Monuments • Markers • Lettering

PROPOSAL

GRAVE MARKER CONSERVATION AND RESTORATION

OLD CHAPEL HILL CEMETERY

TOWN OF CHAPEL HILL, NORTH CAROLINA

Our proposed method of restoration of the grave markers in the Old Chapel Hill Cemetery follows. The bid includes the cleaning and repairs as listed. Cleaning will be done with the chemical deemed appropriate for each marker by our technicians: either liquid cleaner, muriatic acid, a bleach solution or other cleaners commonly used in and recommended by the monument industry.

Bonding will be done with Easy epoxy Kits or other adhesives commonly used in and recommended by the monument industry. No pins will be used in the repairs. It is our experience that drilling holes in materials already described as fragile would cause further irreversible damage.

Cracks/voids will be filled with bonding agent and stone dust mixture to match, as close as possible, the color of material being repaired. Also, a vinyl concrete patching material will be used in composite repairs and when necessary for filling voids. All markers noted to be reset, leveled and/or realigned will be done using concrete mix or other appropriate materials commonly used in and recommended by the monument industry.

1. A-E21 - B. L. Tucker: Tablet will be reset in soft mortar.
2. A-H07 - Estella Freeman: 4 pieces will be bonded using an appropriate bonding agent. Cracks and voids will be filled.
3. A-G13 - Elizabeth Oldham: Same repair as "Estella Freeman" except there are only 2 pieces.
4. A-J25 - John McMaster: Same repair as "Estella Freeman" except there are 5 pieces. Base will be reset.
5. B-M08 - James Stroud: Base will be reset. Adhesive repair will be done. Voids will be filled.



PARKER MONUMENTS

Monuments • Markers • Lettering

- B-M10 - John Atwater: Base will be reset on new concrete footing and broken pieces will be adhesively repaired. Voids will be filled.
7. B-M10 - Matilda Atwater: Same repair as "John Atwater".
- 7a. B-M11 - Mary Carroll: Same repair as "John Atwater".
8. B-N01 - Charles McDade: 4 pieces will be bonded back together and voids will be filled.
9. B-N25 - Lula Swain: Pieces will be bonded together and voids will be filled.
10. B-N26 - Lugenia Swain: Base will be reset. Marker will be adhesively bonded and voids will be filled.
11. B-N26 - Edward Swain: Base will be reset. Marker will be adhesively bonded and voids will be filled.
12. B-R19 - George Barbee: Voids will be filled, composite repairs made, will be reset and capped. The footstone will be bonded and reset. This marker is so grossly deteriorated, that 100% restoration cannot be expected. The stone next to it will also be repaired.
13. B-S26 - Wilson Caldwell: Composite repairs will be made and voids will be filled. Sandblast cleaning or muriatic acid cleaning will be used at the discretion of our technicians.
14. 1-EE18- Cornie J. Weaver: Will be bonded and voids will be filled.
15. 1-NN05- S. R. Thompson: Will be bonded and composite repairs will be made.
16. 1-RR05- Anne Rebecca Kirkland: Will be bonded and rejoined with its base if the base can be found. The footstone will be reset.
17. I-PP04- Lawrence Deadrick: Will be adhesively repaired.
18. 1-RR10- William H. Pittman: Will be adhesively repaired. An external bracing system will be used as necessary until the bonding agent has cured. Footstone will be reset and/or repaired if the bottom fragment can be found.

PROPOSAL QUOTATION FORM
FOR
GRAVE MARKER CONSERVATION AND RESTORATION
OLD CHAPEL HILL CEMETERY
TOWN OF CHAPEL HILL, NORTH CAROLINA

The Town of Chapel Hill is requesting quotations for the conservation and restoration of the grave markers in the Old Chapel Hill Cemetery. The base bid includes the cleaning, repairs, and complete restoration of the markers listed below and in the specifications.

1. Base Bid for Grave Marker Conservation and Restoration	\$ 11,220.00
N. C. SALES TAX	\$ 673.20

Unit price quotes are requested on the markers as listed below. These quotes will be used, if needed to delete some of the markers included in the Base Bid.

MARKERS	PRICE
1. A-E21 - B. L. Tucker	\$ 385.00
2. A-H07 - Estella Freeman	\$ 385.00
3. A-G13 - Elizabeth Oldham	\$ 360.00
4. A-J25 - John McMaster	\$ 485.00
5. B-M08 - James Stroud	\$ 485.00
6. B-M10 - John Atwater	\$ 585.00
7. B-M10 - Matilda Atwater	\$ 585.00
7a. B-M11 - Mary Carroll	\$ 585.00
8. B-N01 - Charles McDade	\$ 585.00
9. B-N25 - Lula Swain	\$ 505.00
10. B-N26 - Lugenia Swain	\$ 460.00
11. B-N26 - Edward Swain	\$ 505.00
12. B-R19 - George Barbee	\$ 735.00
13. B-S26 - Wilson Caldwell	\$ 1800.00
14. 1-EE13- Cornie J. Weaver	\$ 535.00


15. 1-NN05- S. R. Thompson	\$ 585.00
16. 1-RR05- Anne Rebecca Kirkland	\$ 435.00
17. I-PP04- Lawerence Deadrick	\$ 385.00
18.1-RR10- William H. Pittman	\$ 835.00

The contents of this bid are known to no one outside the undersigned:

FIRM NAME: PARKER MONUMENTS

ADDRESS: 204 PEBBLEBROOK DRIVE

KNIGHTDALE, NC 27545

SIGNATURE:  TITLE OWNER

PRINT OR TYPE NAME: FRANK PARKER

TELEPHONE #: (919)217-0350 FAX # (919)266-9368

DATE: 1-10-96

PROPOSAL QUOTATION FORM
FOR
GRAVE MARKER CONSERVATION AND RESTORATION
OLD CHAPEL HILL CEMETERY
TOWN OF CHAPEL HILL, NORTH CAROLINA

The Town of Chapel Hill is requesting quotations for the conservation and restoration of the grave markers in the Old Chapel Hill Cemetery. The base bid includes the cleaning, repairs, and complete restoration of the markers listed below and in the specifications.

1. Base Bid for Grave Marker Conservation
and Restoration

\$9755_____

N. C. SALES TAX

\$_____

Unit price quotes are requested on the markers as listed below. These quotes will be used, if needed, to delete some of the markers included in the Base Bid.

MARKERS

PRICE

1. A-E21 - B. L. Tucker	\$130_____
2. A-H07 - Estella Freeman	\$580_____
3. A-G13 - Elizabeth Oldham	\$200_____
4. A-J25 - John McMaster	\$620_____
5. B-M08 - James Stroud	\$300_____
6. B-M10 - John Atwater	\$400_____
7. B-M10 - Matilda Atwater	\$400_____
7a. B-M11 - Mary Carroll	\$400_____
8. B-N01 - Charles McDade	\$675_____
9. B-N25 - Lula Swain	\$400_____
10. B-N26 - Lugenia Swain	\$400_____
11. B-N26 - Edward Swain	\$400_____
12. B-R19 - George Barbee	\$975_____
13. B-S26 - Wilson Caldwell	\$775_____
14. 1-EE18 - Cornie J. Weaver	\$400_____

15.	1-NN05 - S. R. Thompson	\$650
16.	1-RR05 - Anne Rebecca Kirkland	\$400
17.	I-PP04 - Lawerence Deadrick	\$250
18.	1-RR10 - William H. Pittman	\$1400

The contents of this bid are known to no one outside the undersigned:

FIRM NAME: Ruedrich Restorations

ADDRESS: P.O. Box 519 Bunn N.C. 27508

SIGNATURE: *Dean A. Ruedrich* TITLE *Owner*

PRINT OR TYPE NAME: Dean A. Ruedrich

TELEPHONE #: 919-478-5667 FAX #

DATE: Jan. 11, 1996

My firm can complete the project by April 30, 1996

RUEDRICH RESTORATIONS
P.O. Box 519 • BUNN, NORTH CAROLINA 27508 • 919-478-5667

References;

Old Beaufort Burying Grounds
Beaufort, N.C.
contact Peter Sandbeck 910-392-4141

St. Mark's Episcopal Cemetery
Gulf, N.C.
contact Ted Malone, Sec.of the Diocese
919-787-6313

St. Matthew's Episcopal Church
Hillsborough N.C.
contact Brooks Graebner
919-732-9308

CONTRACT DOCUMENTS
AND
SPECIFICATIONS FOR:

GRAVE MARKER
RESTORATION

for the

OLD CHAPEL HILL CEMETERY

Chapel Hill, North Carolina

SWANSON AND ASSOCIATES

LANDSCAPE ARCHITECTS

Chapel Hill, North Carolina

SPECIFICATIONS FOR
GRAVESTONE CLEANING, RESETTING AND REPAIR
FOR THE
OLD CHAPEL HILL CEMETERY
CHAPEL HILL NORTH CAROLINA

PART I - GENERAL CONDITIONS

- A. Scope: The work covered by this specification includes the the cleaning, resetting and repair of certain specified gravestone markers and the performance of incidental items of masonry work related to the restoration and stone conservation at the Old Chapel Hill Cemetery.
- B. Purpose and Background: The Contractor shall familiarize himself with the Master Plan for the Old Chapel Hill Cemetery and understand the concept and intent for the gravestone improvements. Because these stones and markers represent a significant part of the character and history of Chapel Hill, the improvements are intended to blend into the existing markers. The intent of the project is gravestone conservation and preservation and to repair and restore the stones where necessary to prevent further deterioration.

The following specifications are performance based. Any contractor and grave marker restoration specialist familiar with the difficult decisions and complexity of gravestone restoration and conservation will understand that every stone repair will be different and require different circumstances to make a successful repair. The specification information has been derived from several sources, most notably from A Graveyard Preservation Primer by Lynette Strangstad, published by the AASLH Press in cooperation with The Association for Gravestone Studies, Copyright 1988. The information extracted from these documents is intended as a guide and the authors of this book or these speciifications shall not be responsible for any work performed.

- C. Quantities: The quantities and scope of work shown on the directory Bid Schedule are estimates only and may be subject to change by the Town of Chapel Hill. Payment will be made only for the actual work performed.
- D. Preconstruction Services: The Contractor/Gravestone Conservation Restoration Specialist shall provide examples of work through pictures and other documentation for approval by the Town. The contractor shall provide evidence of workmanship and craftsmanship to serve as performance standard for the restoration of each of the types of work to be performed on the gravestones.

The Contractor/Gravestone Conservation Restoration Specialist shall have a minimum of 10 years of experience with similar type work. A list of references and past experience must be provided.

- E. Clean-up and Disposal: During the progress of all work the Contractor shall keep the premises and vicinity of work free from unsightly and disorderly piles of debris and

materials resulting from or used in the operations. Suitable locations shall be allotted for various materials, and for debris. The materials shall be kept in their storage locations except as needed in the work, and debris shall be promptly and regularly collected and deposited in the allotted location; the intent being to avoid, unnecessarily, an unsightly or disorderly appearance and to promote an orderly and efficient conduct of work.

- F. Inspection: A final inspection will be made after completion of all work contracted for, and no release from the contract shall be made until and unless all work performed conforms to the specifications. Periodic inspections will be made throughout the construction period to ensure that the construction is proceeding in a manner which meets the intent of the approved Master Plan and generally recognized gravestone preservation and conservation techniques. Punch list items will be handled in a timely manner.

PART II - SPECIAL CONDITIONS

- A. The Contractor shall perform all work as specified on the plans, directory and these specifications. If there are any conflicts between these directory and the plans, the directory and specifications shall take precedence unless specifically stated otherwise. The notations in the directory book under the Lot sections will have the general services to be performed for the stones.
- B. The Contractor is advised that this project construction will involve private property. It is the Contractor's responsibility to assure that all private property and grave sites are respected. The Town or the Historical Preservation Society will be responsible for notifying existing family members of the proposed work.
- C. Access to the site by trucks and heavy equipment will be limited to only those markers which can be reached without disturbing or endangering any existing markers or gravesites.
- D. Priorities for repairing and restoring the stones shall be as follows:
1. Resetting markers which have been dislocated back on their bases.
 2. Repairing and restoring tilted or sunken markers.
 3. Setting incomplete tabletstones.
 4. Monument repair - Restoring broken markers.
 5. Reconstruction of brick, block and granite edges and box tombs.
 6. Cleaning markers.

In general, the highest priorities will be given to those markers which are in most serious danger of further disrepair or deterioration. This applies to the historic markers in Sections A and B and I and II.

PART III - TECHNICAL SPECIFICATIONS

A. Cleaning:

1. General:

The cleaning of gravestones should be accomplished only by those persons with experience with cleaning historic gravemarkers. The cleaning of the markers is generally a low priority in the maintenance and general restoration of the Old Chapel Hill Cemetery.

No stone should be cleaned if its stability is questionable - a stone with its face or lettering flaking, with significant fractures, with a grainy surface that readily falls away, or with any other condition that indicates that the stone is delicate, brittle, or otherwise vulnerable.

2. Method:

After selecting a stable stone to be cleaned, remove loose dry materials with a soft-bristled brush. Then test-clean a small, unnoticeable area by going through the entire cleaning process (as outlined below) in that area. This test will alert the observer to problems that may arise in cleaning the whole stone, will give an indication of effective cleaning solutions, and will give an idea of the results that may be expected as well.

Clean stones by first wetting them thoroughly with clear water, then scrubbing with a soft-bristled brush and plain water (use a brush with tampico--natural--or plastic bristles, never wire). Always clean a stone from the bottom up to avoid streaking. After the initial flooding and scrubbing with water only, use cleaning solutions for a given type of stone as indicated on the chart below. Pre-wet the stone before using each cleaning agent; then apply cleaning agent and scrub. After using each cleaning agent, flood the stone thoroughly and scrub again with clean water. Do not allow any cleaning solution to dry on the stone prior to removing it.

In most cases, a solution of a mild, non-ionic detergent (such as Igepal or Triton-X 100, available through conservators' supply houses) and water is effective in loosening and removing most or all surface dirt. Photo-Flo is another such cleaning agent and is usually available locally through photographic supply houses. Household ammonia may be effective on marble and limestone. Do not, however, assume that other common cleaning agents are acceptable for cleaning most types of stones; in most cases, they are not. Select cleaning agents from the chart in order to avoid introducing damaging materials to the stones.

A soft, wooden stick such as an ice cream stick or tongue depressor (never a metal instrument) may be used to clean out recesses on stone such as granite or slate. This procedure, however, can be extremely harmful to soft grainy stones such as sandstone or limestone and even to harder stones that have deteriorated. For softer stones, a cotton swab or a soft toothbrush may be effective for cleaning crevices.

After cleaning, thoroughly rinse stones with plenty of clear water. The pre-wetting procedure before and the rinsing procedure after cleaning are essential to prevent solutions from penetrating deeply into the stone, which could leave a residue within the stone and possibly create salting or other problems later on.

Sometimes deep-set stains remain in spite of diligent cleaning efforts. Some may be removed with poultices or other methods not outlined here. Many of these stains are difficult to remove and require processes generally better left to conservators. In all but a few cases, these stains will not seriously deface the stone and will not look out of place among the aged stones.

Cleaning should not be frequently repeated, as particles of stone are washed away in even the most careful cleaning procedure.

3. Procedures to Avoid:

- . Avoid acidic cleaners on marble or limestone.
- . Avoid sandblasting gravestones.
- . Avoid high-pressure spraying.
- . Do not attempt to clean any stone that is unstable.
- . Do not attempt to clean stones without first receiving proper direction.
- . Never use wire brushes or any metal instrument in cleaning stone.
- . Do not substitute household cleaners for those listed here.
- . Do not clean stones often. Even the most carefully cleaned stone loses stone particles with each cleaning. Do not plan to clean stones more often than once every several years, or longer.
- . Avoid treating stones with "protective" coatings that are impermeable to water vapor. Such coatings can actually be very harmful to stones in years to come, and other are ineffective.

4. Tools for Stone Cleaning:

- . Plastic pails
- . Goggles
- . Rubber gloves
- . Tampico (natural bristle) or plastic scrub brushes
- . Toothbrushes
- . Smooth wooden sticks such as ice cream sticks or tongue depressors
- . Q-Tips
- . Spray bottles
- . Water source (a hose is helpful)

5. Recommended Cleaning Solutions (Listed in order of increasing strength):

Note: Always use the weakest cleaning agent that cleans stone effectively. Do not increase recommended strength of a given solution. Use only those solutions recommended for the type of stone being cleaned.

Marble and Limestone

- . Water only
- . Non-ionic detergent, such as Photo-Flo (available from photographic supply houses), Triton-X 100 or Igepal (available from conservators' supply houses), and water. Use 1 ounce to 5 gallons of water.
- . Vulpex (a soap appropriate for stone cleaning available from conservators' supply houses) and water. Use 1 ounce to 5 gallons of water.
- . Household ammonia. Use 1 cup to 1 gallon of water.
- . Calcium hypochlorite. Use only to remove biological growth. Available as HTH and other swimming pool disinfectants. Use 1 pound dry to 4 gallons of water. Must be dissolved in warm water.

Sandstone

- . Water only
- . Non-ionic detergent and water (see Marble).

B. Resetting Old Gravestones:

1. General:

Large tabletstones have a tendency to sink into the ground with the passage of time. Many sink enough to obscure part of their inscriptions. Occasionally, a sunken headstone, showing only a few inches above ground, appears to be a footstone. To read inscriptions, then, and to prevent losing some stones altogether, resetting is sometimes necessary.

The resetting of early gravestones should be done by a stone conservation professional working with a professionally trained crew. (See qualifications section)

Many stones contain internal fractures that are not apparent even to a careful observer. When these stones are jarred from the positions they may have held for many years, they are prone to break at the fracture with the lightest blow or any sudden stress.

Slate stones that appear to be sound probably are sound and are better candidates than either marble or sandstone for resetting. Even slate, though, should be tested for soundness. If the foliated layers of stone are separating at the top, if a light tap of the finger on the face produces a hollow sound in spots, or if the face is visibly pulling away from the rest of the stone, the stone is unsound and resetting it is risky.

Marble stones are subject to interior fractures, although, like slate, most that appear to be stable truly are.

Sandstones are particularly deceptive. These stones, too, are subject to interior fractures. Their considerable vulnerability is due in large part to their porous nature and susceptibility to moisture absorption, and to such conditions as rising damp and freeze-thaw deterioration.

Granite is the hardest and the most stable gravestone material.

Concrete stones are subject to the same wear and tear as any concrete surface and as a result are prone to erosion cracking and breaking which will jeopardize the face of the stone.

Whatever its apparent condition, every early gravestone should be treated as though it were fragile. Most were cut from softer stone to begin with and have become brittle with age and exposure to the elements. In some cases the part of the stone that is at grade level has become especially weakened through rising damp and repeated freeze-thaw cycles.

2. Method:

Once stones have been selected for resetting and are ready to begin digging, proceed with caution. Remove earth from the back side (the uncarved side) of the marker only, if at all possible. Keeping shovels away from the carved side eliminates the possibility of marring the face of the stone. If a stone is seriously out of plumb, however, and leaning backward it may have to be dug on the side away from the tilt, even though that is the face side. In either case, keeping the earth firm on one side provides a strong, compacted earth face against which to reset the stone.

Bear in mind that these stones are very heavy. In most cases, expect to find as much stone below the ground as above. If the stone has sunken deep into the ground, expect more below than above, especially in the case of slate markers. Calculate the weight at between 160 to 180 pounds per cubic foot.

Most tabletstones can be successfully eased out of their setting by two to four strong people, but raising others requires the use of ropes and two-by-fours working as bars and levers, much as was done by eighteenth-century craftsmen. Make sure the raising devices do not work against the stone to exert a pressure that could snap the stone before it is out of the ground. Once the stone is out, lay it gently on level ground so that it is firmly and evenly supported and out of the way of other work.

Examine the stone for any additional marks such as a carver's signature, quarry marks, or sample lettering sometimes found on below-ground sections of stone. These, or any other items of interest, should be recorded both in the written document and photographically.

To help a reset marker stay in place, prepare a bed for the butt of the stone to rest on. The butts of most slate stones are pointed; marble and sandstone markers are more likely to be relatively squared-off at the bottom. The supporting bed on which the butt will be set should distribute the weight of the stone evenly, so that if any settling occurs, no serious shifting will occur with it. This bed can be of brick, which is inexpensive and readily available. **Use no mortar**; place level, dry-laid brick to the point where the stone will be supported and will rest at the proper level.

When preparing the bed, take care that the stone will not be set too high. This would alter the original proportions, and the balance and stability of the stone could be threatened as well. The stone itself will generally dictate the depth at which it should be reset. For example, if the epitaph is boxed in, ground level should be an inch or two below the box. If the butt of the stone is tapered, the stone usually emerges from the ground where the tapering begins. Often the butt is more roughly finished than the smooth, above-ground face, indicating where the stone should emerge from the ground. And, if the stone is signed, the carver's signature is generally the last line of carving and should show an inch or so above ground.

Before setting the stone on a brick bed, cover the brick with an inch or two of sand. This provides a cushioned surface on which the stone can rest, reducing the risk of damage to the stone.

Once the stone is in the ground, reset it against the compacted soil on the side that was left undisturbed when the stone was removed. Then check it for level and plumb, and fill the bottom half of the cavity with a mixture of half sand and half pea gravel to facilitate drainage. Fill the remainder of the cavity with soil, tamping

the soil firmly into place. Adding a little gravel or small pieces of brick may be useful in firming the setting. Place these carefully as needed, add soil, tamp, and repeat. Grade the surface to encourage drainage away from the stone (see detail).

Although these beds can be useful in stabilizing reset stones, a good rule of thumb is: the less elaborate, the better. Most of the old tabletstones were originally set into the earth without any prepared foundation. Generally, as much stone was set below ground as is seen above, which in itself diminished the stone's tendency to lean from plumb. When in doubt, it is safe to repeat the earlier artisans' procedure. By all means, avoid overkill. For example, setting stones below grade into concrete is extremely damaging, nearly irreversible, and unsightly. In any graveyard or cemetery where the stones have been set into concrete for a few years, an observer will find many of them have snapped off at the line of the concrete.

C. Setting Incomplete Tabletstones:

1. General:

Some tabletstones presently consist of only one main fragment, the stone perhaps having snapped off at ground level, the base lost long ago below ground. These stones pose a particular problem, since they cannot be reset in the usual way of tabletstones, which requires nearly half the stone below ground.

A separate base into which the fragment can be set can be made from concrete. Setting a tabletstone in such a separate base, however, is not an ideal solution.

Setting a tabletstone into a cast base risks the emergence of problems caused by soluble salts later on. Such an occurrence is least damaging to slates, which are far less porous than other stones such as marbles or sandstones or concrete. In the more porous stones, however, soluble salts from the cast base may be wicked up into the stone, possibly causing staining and efflorescence later.

Still, when carried out as outlined below, such resetting provides an alternative to leaving fragments lying on the ground or even inside in often inadequate storage. The method is offered here, then, as an alternative, which may be considered a temporary measure to preserve stones until such time as better solutions are available.

For a model of the base into which a fragment can be set, look in the cemetery for other stones of a similar nature that have become separated from their base. Note that the base consists of a stone block with a slot in it into which the upright tablet section of the monument is placed.

To reproduce this effect most economically, a concrete base similar to the stone models may be cast. These cast bases, however, are unlike their models in that they will rest entirely below ground, unseen once they are in place. The results are appropriate to the broken tabletstone, which originally consisted of a single piece of stone.

2. Method:

To make the cast base, construct a wooden box at least six inches longer than the width of the tablet (more if the tablet is exceptionally large) and at least six inches wider than the thickness. The box should be at least six to eight inches

deep. Into this wooden box, pour a prepared concrete mix. This is one of the few instances where a prepared concrete mix is appropriate to early gravestone restoration.

When the bottom of the box is filled with concrete mix, a slot may be prepared in the base by adding a two-by-four plus shims to equal one quarter inch more on each of the four sides than the stone that will eventually be set into the slot. Oil the two-by-four and suspend it along the top edge of the box by attaching it to a longer support that spans the box. Fill the rest of the box with concrete mix, with the two-by-four about three inches deep into the mix.

This arrangement allows for easy removal after the mortar begins to set. When the concrete has set up just to the point where it can support its present configuration, remove the two-by-four, revealing the slot. If this is done too quickly, the slot will lose its dimensions; if it is done too late, the two-by-four will not come out without tearing the setting concrete. Let this concrete base set up for twenty-four hours; then remove the wooden form, and let the base set for several days more, undisturbed.

When the base is completely cured, a drainage bed should be prepared in the location in which the tabletstone will stand. Remove the soil, replacing it with six inches of pea gravel beneath three inches of clean sand. Then set the base into the sand, level it, and check it to see that the top edge of the base is about one and one half inches below ground level. Cover the slot to make sure no dirt or debris gets into it while you prepare the drainage bed. When you are ready to set the stone, dampen the interior of the slot in the base with water, and line the bottom and edges of the slot carefully with a 1:4:8 mortar mix (1 part white portland cement, 4 parts hydrated lime, 8 parts clean, graded sand) that is mixed fairly wet. Then insert the tabletstone into the slot, checking it for level and plumb, making corrections using wooden wedges, which will be removed before the mortar completely sets. If necessary, prop two-by-fours at each side for stability.

As the mortar starts to set, brush away any loose mortar around the edge of the stone. If the stone is still not clean, wait a couple of hours and return with a toothbrush and a spray bottle containing water to remove any remaining mortar from the stone before the mortar is set.

In some cases lettering may be unavoidably lost below ground or within the slot. Be sure the entire stone has been documented by the owner prior to this type of resetting. Check, too, for possible signatures or makers' marks near the bottom of the stone.

D. Monument Repair

1. General:

Repair of early tabletstones, brick and stone crypts, and other monuments should be made only by qualified conservators or masonry artisans familiar with the qualities of old stone and early brick and with the special requirements of these materials and the problems they present for their repair. Special mortars, adhesives, and application techniques are used to repair these early materials that are not used when working with modern materials. Repair of early monuments should not be attempted by anyone who does not have specific skills in this area. The following information related to the various conservation processes involved in monument repair

is intended only as a general introduction to certain acceptable procedures, and is in no way intended as a technical step-by-step guide that will enable the layman to execute the procedures.

All repairs should be fully documented by owner with diagrams and notes and with photographs made before, during and after restoration.

2. Tabletstones, Especially Marble:

Broken upright marble stones may be mended with threaded nylon, teflon, or stainless steel rods and polyester resin or epoxy adhesives. While nylon, teflon, and stainless steel are all acceptable repair materials, stainless steel, although strong and readily available, presents a potential problem. If it is not of a high quality, some corrosion could occur and eventually cause a staining of the stone. Teflon and nylon are preferred choices because they are inert materials that appear to be little influenced by weather or age. Mechanical keying to obtain an adhesive bond is necessary with both teflon and nylon, for without it the adhesive will not adhere to the rods. In some cases this may require cutting threads into the rod by hand.

Regarding adhesives, polyester resins have the advantage of ease of application and a reported degree of reversibility in the event a superior method of repair is developed. Epoxies, on the other hand, have a reputation for greater durability, particularly in areas where frequent freeze-thaw cycles can be a problem. Polyester resins and epoxies deteriorate in the presence of ultraviolet rays, such as is found in sunlight. At the least, such deterioration causes discoloration at the adhesive joint with the passage of time. To avoid a potential problem, when possible these resins should be used for interior repairs with a composite stone mix used for exterior finish work. In either case, specific formulas have been developed for use with particular types of stone. Epoxies designed for use with granite are best used with granite, for example, while polyester resins designed for use with marble are best suited for marble. Both polyester resins and epoxies present the problem of toxicity in application, so a respirator, goggles, and rubber gloves should be worn during use.

To execute this type of repair, all pieces of stone are best removed from the ground, given a preliminary cleaning, and placed on a flat work surface. Holes are then drilled to receive the rods, a delicate and exacting operation requiring skill and care to prevent further damage. Pins are cut to fit the holes, and the work dry-fitted with adjustments made until an exact fit is obtained. The adhesive should be pigmented to match the stone, the pins and the break then coated with adhesive, and any voids in the holes filled. The fragments should be carefully aligned and joined with clamps. Methods for cleaning up the break line vary with the adhesive used, but in all cases the best results are obtained if the line is trimmed before the adhesive is completely set. Repairs should be neat and clean, although the quality of the repair is in part dependent upon the quality of the stone being repaired, the age of the break, the degree of fragmentation, and the number of voids to be filled. Other fragments may be replaced using rods and adhesives in much the same way that major fragments are joined.

If a large or structural fragment is missing, it may be appropriate to set in a new piece of similar marble, carved to the proper configuration, and artificially "weathered" to match the old. The new piece should be set using methods similar to those used to replace original fragments.

3. Composite Stone Repair:

In some cases, voids can be filled with mortars that contain lime, cement, and the original stone dust, creating a simulated stone consisting of natural materials. These composite stone patching compounds must be formulated for compatibility (strength, water permeability) with a given stone type. Likewise, they must be visually satisfactory; that is, they should match the stone's color and texture. Because of the complexity of preparing an appropriate mix and the need for familiarity with successful application procedures, these mixes are generally best applied by experienced practitioners.

A few companies manufacture natural cementitious patching materials appropriate to this type of repair. Such materials have the advantages of relative ease of application and availability of mixes custom-matched to a given stone. Their chief disadvantage lies in their considerable cost.

Before any such compound is selected, however, it should be carefully examined for acceptability. Some commercial compounds, particularly those containing unknown synthetic formulations, are not compatible with the stone and are therefore not appropriate for gravestone repair.

Both small voids and larger ones can be repaired with composite stone mixes. In the case of larger voids, or perhaps with deep-relief decorative elements, an armature of threaded nylon rod, or in some cases stainless steel, may be set in place to provide additional strength to the built-up structure. Such armatures are usually set in place with the same adhesives used for setting pins in rejoining fragments. The same composite stone mix may be used to cast missing decorative elements from existing ones or to handsculpt them in place.

4. Sandstones:

Sound sandstone can be repaired much as marble is repaired. Many sandstones, however, are extremely delicate and may be weak internally. These stones cannot be drilled safely, and they may present additional problems for which, at the time of this writing, there are no acceptable direct solutions.

One type of repair especially common to sandstones consists of a low viscosity cementitious grout injected between delaminating layers of stone. Such layers are generally parallel to the face of the stone and perpendicular to the ground, which allows for ease of application in place. The grout consists of lime, cement, and an especially fine graded sand mixed with water to a pourable consistency. Clay dams can be used to prevent leakage from outlets farther down the stone. Some stones show very early evidence of such delamination. In such cases, the initial procedure can be eliminated and a thicker mix matching the exterior stone visually can be used to cap the stone to prevent further water entry and provide a visually acceptable repair. Any type of stone that is delaminating may benefit from this treatment, usually familiar only to conservators.

If a deteriorated, severely threatened sandstone (or other stone) is exceptionally important historically or artistically, an alternative to giving up the stone to natural weathering and loss is to bring it indoors, preferably to a museum. Another option is to house the stone under cover in its graveyard site. Such housing is not entirely satisfactory, however. A freestanding bonnet may provide some protection, but is aesthetically unpleasing. Other kinds of housing tend to be unacceptable

because either they restrict air circulation, which is essential to the well-being of the stone, or they restrict the stone's natural rate of expansion or contraction. In any case, less is better. A hood is acceptable; encasing a stone is not. Any kind of hood should be regarded as a temporary effort, its goal being to keep the stone intact until a better method of preservation is developed.

5. Slates:

Slate tablets, too, may be repaired with polyester resin adhesives, although, because of slate's tendency to exfoliate, most slate stones will not accept drilling. Careful pigmentation and application of the polyester resin adhesive can result in an excellent visual repair. Long-term field testing of such repairs has not been completed, however, so monitoring and documenting this kind of repair is particularly important.

6. Brick, Block and Granite Edges and Box Tombs:

Restoring brick, block and granite edges and box tombs requires varying amounts of reconstruction. In many cases the total structure must be rebuilt, starting with dismantling and preparing a new footing. The rebuilt structure should duplicate the original as closely as possible. Where changes must be made, they should be described and explained in field notes and the completion report.

The structure should be documented prior to dismantling, noting such elements as dimensions, brick bond, and variations. After dismantling, the interior construction and any unusual findings should be documented.

When bricks, blocks or granite edges are loose or have been removed in dismantling a structure, they should be carefully cleaned and reused whenever possible. (Note whenever references are made to brick, all types of edgings may apply) If the original exterior face is damaged, in many cases bricks can be turned around and reused. When bricks must be replaced, salvage bricks, similar in size, appearance, and composition, are a good choice. However, salvage bricks occasionally develop an efflorescence due to unfavorable storage conditions. If possible, check other recent applications of these bricks to see that this condition has not occurred.

If a brick edging or structure requires only partial rebuilding, it should be rebuilt starting with the first course that has loose bricks. Those below should be repointed only.

Tuckpointing is not recommended; however, any tuckpointing should be done in accordance with the procedures outlined in articles in the United States Department of the Interior's Preservation Briefs series and in the Association for Preservation Technology's APT Bulletin.

Mortars of various compositions are used in the different aspects of brick and stone repair. The mortars should be compatible in strength with the brick or stone they join. A common error in masonry restoration is the use of a mortar that is harder than the elements in joins. Serious and even irremediable damage to brick and stone can occur as a result. Mortars should also approximate the color and texture of the original existing mortar. Sands vary in color and texture, and when using sand as aggregate in mortar, it is important to match it in size of grain, composition (silica, quartz, etc.), and color to that of the original mortar.

END OF SECTION

TOTALS - MARKER CONDITIONS

CONDITION:	SECTION	A	B	1	2	3	4	TOTAL
(1) Sound		13	13	35	151	143	134	489
(2) Unsound-chipped		4	6	23	42	17	10	102
(3) Unsound-cracked		0	3	2	1	1	1	8
(4) Unsound-crumbled		3	5	1	0	1	1	11
(5) Eroded		17	2	5	5	4	3	36
(6) Broken		10	10	21	3	2	0	46
(7) Tilted		16	16	26	31	20	20	121
(8) Sunken		13	18	36	42	18	12	139
(9) Discolored/ stained		83	37	133	204	187	111	755
(10) Moss/lichen covered		32	24	52	39	23	12	182
(11) Overgrown (vines, grass, brush)		3	2	19	16	29	8	77
(12) Repaired or protected		3	0	14	2	0	0	19
(13) Displaced		17	4	20	8	2	0	51

Number of Family Members:	139	90	289	439	351	290	1598
Number of Markers:	131	85	259	426	397	323	1621

PRIORITY ONE

STONE FACES:

NAME	TREATMENT
2, A-E21 Tuck, B.L.	Reset
16 A-E25 Weaver, Mecid	Reset, investigate
8 A-G17 Harton, Annie	Reset
17 A-H07 Freeman, Estella	Adhesive
15 A-H20 Cotton, Mary	Adhesive, reset foot
14 A-J25 McMaster, John	Adhesive, investigate
18 B-M08 Stroud, James	Adhesive
19 B-M10 Atwater, John	Adhesive, new footing
6. B-N01 McDade, Charles	Adhesive
20 B-N25 Swain, Lula	Adhesive
21 B-N26 Swain, Edward	Adhesive
22*B-N26 Swain, Legenia	Adhesive
12 B-P09 Fletcher, Thomas	Adhesive, composite
9 B-R19 Barbee, George	Adhesive, composite
10 B-R24 Burnett, Ellington	Adhesive, composite
23 B-R31 Maddox, Carrie	Reset, safety hazard
1. B-S26 Caldwell, Wilson	Clean, composite, mortar
5. 1-PB02 Shaw, Mae Tenny	Reset
231-CC17 Burkhead, Sarah	Adhesive, braces
241-CC22 Norwood, Thomas	Adhesive
131-EE18 Weaver, Cornie	Adhesive/previous repair
71-JJ20 Barbee, Seaton	Reset with adhesive
261-LL22 Picard, Marvin	Reset with mortar
11*1-MM07 Burton, John	Reattach element
131-NN05 Thompson, S R	Adhesive/composite
31-RR05 Kirkland, Annie	Adhesive
251-RR10 Pittman, William	Adhesive/braces
4 2-007 Meade, Philip	Adhesive/safety hazard

MONUMENT COMPANY:

NAME	TREATMENT
1-CC01 Cummings, Marjorie	Reset, safety hazard
1-II28 Martin, Rev. J.	Reset/new footing
1-LL22 Picard, Walter	Reset, safety hazard

CHAPEL HILL CEMETERY

Priority One Repairs

- A-E21 *The B. L. Tuck marker is a small marble tablet in a marble base. The marker has fallen out of the base and needs resetting in a soft mortar. It is a priority one repair since it is so small that it would easily be carried away.
- A-E25 *The Mecid Weaver marker is of cast stone and appears to be missing its base. It is leaning against a tree, so its correct location is unknown. Once the correct location is found, it will need resetting in an above-ground cast base, similar to that of the Charles S. Allen base nearby.
- A-H07 *Estella Freeman is a cast stone marker on a base which has broken into 4 pieces. It will require 5 pins in an adhesive repair.
- A-H20 *The Mary Cotton cast stone marker with base is not level and broken into three pieces. It needs 4 pins in an adhesive repair. It is in serious disrepair and is a first priority for conservation. Its small footstone nearby also needs resetting.
- A-J25' *The John McMaster cast stone marker with base is broken into 5 pieces. It requires 6 pins in an adhesive repair plus resetting of the base. It is a priority one repair. There appears to be a corner marker or foot marker nearby; these need to be investigated and reset.
- B-M08 *The James Stroud case stone marker is broken into 3 pieces plus its base. The base needs resetting, and an adhesive repair using 4 pins is necessary
- B-M10 *The John Atwater cast marker on a cast base has had previous repairs. It is broken into 3 pieces, which will need a 4 pins in an adhesive repair. It will also need a new concrete footing for the base.
- B-N01 *The Charles McDade marble marker has a marble base and is broken into 4 pieces. It requires 6 pins in a priority one adhesive repair. There are many grave depressions nearby which should be indicated on a map.
- B-N25 *The Lula Swain marker is of cast stone in a cast stone base. The base is sound and level. The marker, however, is in 4 pieces and needs 5 pins in an adhesive repair. This is a priority one repair.

- B-N26 *The Legenia Swain cast stone marker is not on our repair list. However, it is broken into two pieces and needs 2 pins in an adhesive repair. It also needs its cast base reset. It is a priority one repair.
- B-N26 *The Edward Swain cast stone marker is in 4 pieces. The bottom piece is in the cast base which needs re-setting. Although this and preceding stones are in the same family, they face opposite directions. Does this suggest one has been moved. It will require 5 pins in an adhesive repair. It is a priority one repair.
- B-R24 *The Ellington Burnett marker appears to have been a brick box tomb with a sandstone slab. The slab is in 10 or more pieces and the box itself has been destroyed. The pile of bricks at the site, however, suggests there was a box tomb here once. Investigation could uncover a brick footing, revealing the original configuration, if indeed the box ever existed. Supposing this investigation is fruitful, the box can be rebuilt and the slab repaired in a pin and adhesive repair (the exact number of pins will be determined at the time of the repair). In addition, some composite repair is also anticipated. Because of the likelihood of further loss and because of the scarcity of such structures at this site, this is a priority one repair. The vegetation here, too, should be identified and retained. This site may be a likely location for relic plantings.
- B-R31 *The Carrie Maddox granite tablet on one base is loose on its base and presents a safety problem. The base needs resetting into a sand base, and the tablet should be reattached to the base with adhesive in a priority one repair.
- B-S26 *The Wilson Caldwell sandstone obelisk is in good condition overall. It has at least one small void near the bottom which can be filled in a composite repair. Small areas are in need of repointing. It is heavily soiled and lichen-encrusted. It is a marker that could be especially striking once cleaned. To clean it a solution of clear household ammonia diluted 1:4 in distilled water is recommended, following appropriate cleaning guidelines. Because this could become a focal point for the site, it may be considered a priority one for the site, it may be considered a priority one for conservation treatment.

SECTION 1

- 1-BB02 *The Mae Tenny Shaw marker is a flat marker nearly buried. It needs to be reset immediately into a sand bed before it becomes completely buried.

- 1-CC01 *The Majorie Cummings granite cross on double base is leaning severely and is a safety concern. It should be checked for a footing and reset by a monument company as soon as possible. It is a priority one concern for safety reasons. Behind it is a flat marker, "Wife of Robert Shaw," which needs a concrete footing prepared by a monument company.
- 1-CC017 *The Sarah Burkhead marker is a large marble in a sandstone base with a sandstone cradle. The stone is broken into 5 pieces and will need 6 or more pins in an adhesive repair, along with some composite repair to fill voids. Due to its fragility even after repair, it may require additional external braces: 2" x 2" treated lumber at either side fastened with 2" wide x 1/4" thick lexan strips across the front and back of the stone on either side of the break. This is a large, fragile stone and should be dealt with as a priority one repair. There was also a cedar tree at this plot (it is now gone) and a large cleared bush.
- 1-CC22 *Thomas Norwood, in the same plot, is broken into three pieces, each on top of the other. This is difficult to examine, although it will need at least 4 pins in an adhesive repair. There may be a central portion of the marker missing. The existence or condition of a base is unknown.
- 1-EE18 *The Cornie J. Weaver marker is a marble tablet on a sandstone base. It has fallen and is broken into 3 pieces. Repair will require 4 pins in an adhesive repair. The previous cement treatment will be left as is. This is a priority one repair.
- 1-II28 *The Rev. Joseph Martin is a large granite monument which has sunken seriously. It should be provided an adequate base and reset by a monument company. For safety considerations, it is a priority one repair. There is a curbing also in need of repair.
- 1-JJ20 *The Seaton Barbee marker is a small marble obelisk on a double base which appears sound but needs resetting. The bases should be reset on a deep sand bed. The sand bed would allow drainage, especially important in freeze-thaw situations, and in area where underlying soil is clay. Addition of 2 pins (one at each unit) is recommended. If pins exist and are basically sound, they can be coated with a rust inhibitor and reused. Because of the safety factor, this marker's repair becomes a number one priority.

- 1-LL22 *The Marvin Picard Marble obelisk is loose on its base, and although it appears sound, it is a safety consideration. It needs remortaring to its base, utilization the existing pin.
- 1-LL22 *The Walter Picard marker is a large granite slant-faced marker on a single base. It is sound but loose on the base. It is near a path and presents a safety hazard and should be reset by a monument company in a priority one repair.
- 1-NN05 *The S. R. Thompson marble tablet on a sandstone base is fallen and has broken into at least 5 pieces. The marble tab remains in the base. It will require 6 pins in an adhesive repair and additional composite repair. This is a priority one repair, since it will not remain in a repairable condition much longer.
- 1-RR05 *The Anne Rebecca Kirkland marble tablet is very small and set in mastic. It has been previously repaired and is currently in 3 pieces. Investigate for possibility of base. Repair with 4 pins in an adhesive repair. Reset footstone.
- 1-RR10 *The William H. Pittman large marble tablet is in 4 pieces or more. The breaks are old, the stone material is sound, and the registration is fair. A successful repair is likely, using 6 pins in an adhesive repair. It appears that this marker, erected, will be tall enough to require lexan braces in an additional external bracing system. Reset the broken footstone. If the bottom fragment of the footstone is found, this should be repaired with 2 pins in an adhesive repair. Identify plant in front of marker.
- 2-007 *The Philip Meade marble tablet on base is unstable on its base. It will likely require 2 pins in an adhesive repair.

VIII. COST ESTIMATE

The following cost estimates are based on treating each priority ranking as a separate phase of the project. While Stone Faces strongly recommends that all Priority One markers be done before moving on to other markers, we remain flexible and will consider other options proposed by the Town.

As stated in the assessment, a workshop to train local personnel in marker resetting may productively be undertaken, particularly when the work reaches the Priority Two markers. In such a case, trained personnel could reset some of the smaller, more straightforward markers that would otherwise be set by professionals. The cost for a one-day workshop conducted by three Stone Faces staff members would be \$750.00 if the workshop is held in conjunction with other work at the site.

The figures given are for work done by Stone Faces only. The markers that we have recommended for repair by a local monument company will be charged by that company.

PRIORITY ONE

\$42,600.00	labor and materials
14,175.00	meals and lodging
<u>380.00</u>	round-trip and local mileage
\$57,155.00	TOTAL

This represents a nine-week project for a crew of three people. If acceptable lodging can be provided for less than the standard rate for the Chapel Hill area, meals and lodging expenses might be reduced.

PRIORITY TWO

\$60,950.00	labor and materials
18,900.00	meals and lodging
<u>464.00</u>	round-trip and local mileage
\$80,314.00	TOTAL

This represents a twelve-week project for a crew of three people. If acceptable lodging can be provided for less than the standard rate for the Chapel Hill area, meals & lodging expenses might be reduced. If this phase is divided into two six-week projects, the costs would be the same except an additional round-trip fee of \$130.00 would be charged.

PRIORITY THREE

\$7300.00	labor and materials
3150.00	meals and lodging
<u>184.00</u>	round-trip and local mileage
\$10,634.00	TOTAL

This represents a two-week project for a crew of three people. If acceptable lodging can be provided for less than the standard rate for the Chapel Hill area, meals & lodging expenses might be reduced. It would be more economical to do this work in conjunction with other phases of the project.

The following is a list of markers by priority of repair. Each priority is divided between the markers to be done by Stone Faces and markers to be done by a local monument company. An asterisk (*) in the left margin indicates that the marker does not appear on the original list of markers to be repaired, but was discovered during the survey.

NOTE: Only those pages from the
directory on which markers
to be restored appear, have
been copied.

OLD CHAPEL HILL CEMETERY SURVEY
INDIVIDUAL MARKER RECORD

FAMILY INFORMATION:

FAMILY NAME _____ MEMBER _____

DATE OF BIRTH _____ DATE OF DEATH _____

MARKER INFORMATION:

LOCATION SECTION # _____ LOT # _____ GRID # _____ MARKER # _____

DESCRIPTION 1) Head 2) Foot 3) Family

TYPE 1) Monument (upright) 2) Marker (flat) 3) Table 4) Tomb 5) Other _____

MATERIAL 1) Granite 2) Marble 3) Slate 4) Fieldstone 5) Sandstone 6) Concrete
7) Plaque (alone) 8) Plaque (mounted) 9) Rock 10) Funeral Home Marker
11) Other _____

CHARACTERISTICS 1) Plaque 2) Decorative motif (urn, cross, scroll, lamb, etc.) _____
3) Base type (if different from upper portion) _____
4) Wall/edge treatment (type) _____
5) American Legion marker 6) Obelisk 7) Flower urn

CONDITION 1) Sound 2) Unsound--chipped 3) Unsound--cracked 4) Unsound--crumbled
5) Eroded 6) Broken 7) Tilted 8) Sunken 9) Discolored/stained
10) Moss/lichen covered 11) Overgrown (vines, grass, bush) 12) Repaired or
protected 13) Displaced

DIMENSIONS (INCHES) Height _____ Width _____ Thickness _____

DIRECTION FACING? N S E W # SURFACES CARVED? _____

CARVING TECHNIQUE USED 1) Incised 2) Relief 3) 3-dimensional

DECORATIVE CARVING MOTIF(S) 1) Flowers 2) Rx 3) Cross 4) Eagle 5) Mason
6) Eastern Star 7) Navy Scorpion 8) Urn 9) Scroll 10) Willow 11) Hands
12) Dove 13) Signature or Initials 14) Flag 15) Flame 16) Book
17) Tree/Scene 18) Gate 19) Anchor 20) Window

CONDITION OF INSCRIPTION 1) Excellent 2) Clear but worn 3) Discolored/lichen--needs
cleaning 4) Mostly legible 5) Traces 6) Illegible or destroyed 7) Other

COMMENTS: _____

INSCRIPTION: Headstone Footstone (if any)

Other _____
(Record inscriptions exactly as they appear; use back of form if necessary)

RECORDING INFORMATION: PHOTOGRAPH NEGATIVE NUMBER _____

Page No. 1
12/09/90

OLD CHAPEL HILL CEMETERY Section A - By Grid

Last Name	First Name	Dsc	Typ	Mtl	Char	Cond	Mkr	Dimensns	Dir	Srf	T	Mo	C
** A04													
Foust	Sallie —	Reset (needs truck)	1	1	1	3	9/13	H30W36T12	E	1	1	3	
Stroud	Sallie		1	2	1		9/10	H04W20T10	E	1	1	3	
** A05													
Foust	Cornelia F.		1	2	1	4	9	H06W20T10	E	1	1	1	3
** A12													
Burnette	Cleo Guthrie		1	2	1	1	1	H04W24T12	E	1	1	1	
** A20													
Cotton	Annie May —	Broken (concrete)	1	1	6		5/7/9	H24W14T02	E	1	1	4	
** A28													
Unknown			1	5	9			H10W30T14					
** A30													
Mims	Juanita Winston		1	2	1		1	H02W24T12	E	1	1	11	1
Unknown			1	5	3			H00W12T06					
** B01													
Weaver	Henry	(1st marker ok; 2nd marker lying in Lot A02. Re-	1	2	1		9	H02W20T10	E	1	1	3	
Weaver	Henry (2nd marker)	set in 15"x6" concrete base											
** B02													
Stroud	Maggie		1	2	1		8/9	H02W20T10	E	1	1	3	
Weaver	Deplunia		1	2	1		9	H02W20T10	E	1	1	3	
Weaver-Edwards	(Family)		3	1	1	3	1	H24W48T08	E	1	1	1	1
** B03													
Weaver	Frank		1	2	1		9	H02W20T10	E	1	1	3	
** B07													
Campbell	Louise —	Broken (concrete)	1	1	6	3	5/6/9	H24W48T08	E	1	1	19	4
Campbell	Mrs. Della Hackney		1	2	1		9	H04W24T12	E	1	1	3	
** B08													
Weaver	George		1	2	7	2	1	H00W24T12	E	1	2	1	
** B19													
Weaver	Dora	— } Poorly restored;	1	1	6	3	5/6/9	H30W14T02	E	1	1	4	
Weaver	James A.	needs work (concrete)	1	1	6	3	4/5/69	H30W14T02	E	1	1	1	5
** B20													
Johnson	Isabella		1	1	6		5/9/10	H36W18T03	E	1	1	1	4
Weaver	Arthur		1	2	1		9	H06W24T12	E	1	1	3	

OLD CHAPEL HILL CEMETERY Section A - By Grid

Last Name	First Name		Dsc	Typ	Mtl	Char	Cond	Mkr	Dimensns	Dir	Srf	T	Mo	C
** B21														
Johnson	A. N.	Reset on base.	1	1	2	3	9/10	H16W14T04	E	1	1	5	3	
Jones	Mallie	Down; reset on base.	1	1	2		9/13	H36W12T04	W	1	1	3		
** B23														
Unknown			1	1	6		8/10	H04W12T04						
** B26														
Unknown					6									
** B28														
R.F.B.	Unknown	Footstone lying in	2	1	1		13	H12W06T02	--	1	1	2		
Unknown		Lot B21.			9		6	H12W12T06				6		
** B31														
Winston	Elease		3	1	1	3	11	H14W36T12	E	1	1	1	1	
Winston	Helen		3	1	1	3	11	H14W36T12	E	1	1	1	1	
Winston	William		3	1	1	3	11	H14W36T12	E	1	1	1	1	
** C01														
Unknown			1	5	9			H10W10T06						
** C04														
Allen	John (Private)		1	1	2	3/5	9/10	H30W26T08	E	1	1	21	4	
** C05														
Hackney	Blaine A.		3	1	2	3	5/9/10	H26W10T02	E	1	1	4		
Hackney	Eppie G.		3	1	2	3	5/9/10	H26W10T02	E	1	1	4		
Hackney	Lillion A.		3	1	2	3	5/9/10	H26W10T02	E	1	1	4		
Hackney	Lunas N.		3	1	2	3	5/9/10	H26W10T02	E	1	1	4		
Hackney	Nellie L.		3	1	2	3	5/9/10	H26W10T02	E	1	1	4		
Hackney	Sussie Ann		3	1	2	3	5/9/10	H26W10T02	E	1	1	4		
** C06														
Edwards	Effie		1	2	1		9	H04W20T10	E	1	1	1		
Floyd	Veora H.	Sunken; raise.	1	2	1		8	H00W20T10	E	1	1	3		
Hackney	Robert		1	2	1		8	H00W20T10	E	1	1	3		
** C08														
Jones	Nathaniel Jr.		1	2	7		1	H00W24T12	W	1	2	1		
** C10														
Johnson	Beatrice M.		3	1	1	3/4	1	H24W30T06	E	1	1	5	1	
Johnson	Cammie C.		3	1	1	3/4	1	H24W30T06	E	1	1	5	1	
Johnson	Evelyn E.		3	1	1	3/4	1	H24W30T06	E	1	1	5	1	

OLD CHAPEL HILL CEMETERY Section A - By Grid

Last Name	First Name	Dsc	Typ	Mtl	Char	Cond	Mkr	Dimensns	Dir	Srf	T	Mo	C
** C11	Harrington	James M.	1	2	1	9		H04W20T10 E	1	1	1		
C12*	Barbee	Arthur - B c.1880 D 1935-12-21	1	2	2	8		H02W20T?? E	1	1	4		
** C18	Unknown					9							
** C19	Hopkins	Elizabeth	3	1	1	9		H12W36T12 E	1	1	1		
	Hopkins	Lillis	3	1	1	9		H12W36T12 E	1	1	1		
** C20	Hopkins	Glovenia	1	1	2	3	9	H30W16T04 E	1	1	1	4	
	Hopkins	Rev. B. F. - Reset on base.	1	1	2	3	13	H30W14T08 E	1	1	16	3	
** C28	Unknown					9							
** C30	King	William	1	1	2	8/9/10		H18W12T04 E	1	1	3	3	
** C35	Massey	Foy	1	2	2	9		H00W24T12 W	1	1	3	3	
** D09	Flacks	Rev. George W. { Reset on concrete base 18"x16".	1	1	1	7		H24W12T02 W	1	1	17	4	
** D13	Thompson	Ernest M.	1	1	1	3	9	H14W24T08 E	1	1	16	1	
	Thompson	Helen King	1	1	1	3	9	H14W20T08 E	1	1	16	1	
** D14	Snipes	Martha - Reset in footing.	1	1	6	7/8/9		H18W12T02 E	1	1	19	4	
	Thompson	Eliza	1	1	1	3	9	H30W24T06 E	1	1	1	1	
** D16	Davis	Flora	1	1	1	3	9	H12W24T06 E	1	1	1	3	
** D26	Weaver	Alfred M.	1	2	1	9/10		H04W20T10 E	1	1	1	3	
** D31	Farrington	R. L.	1	1	6	3/5 9/10		H20W14T04 W	1	1	1	4	
** D33	Unknown		1	1	6	7 13		H04W08T04					

* C12: Discovered 5/92--sunken into earth. Raise and level. Add this entry to other sections of database. No footstone.

OLD CHAPEL HILL CEMETERY Section A - By Grid

Last Name	First Name		Dsc	Typ	Mtl	Char	Cond	Mkr	Dimensns	Dir	Srf	T	Mo	C
** E04														
Hargrave	Charlotte		1	1	1		1		H12W24T12	E	1	1	1	1
** E05														
Hargrove	Elcie		1	1	6	3	5/7		H26W12T02	W	1	1	19	4
** E12														
Unknown					6									
** E21														
Tuck	B. L.	— Straighten base & reset stone.	1	1	2	3	5/7		H18W08T02	W	1	1	12	4
** E25														
Weaver	Mecid	— Lying against tree; reset in new footing 18"x6" (concrete).	1	1	6		5/9/13		H14W12T04	E	1	1	1	5
** E28														
Unknown					9									
** E38														
Durham	Caroline J. (Callie)		1	2	1		9		H04W24T12	E	1	1		3
** F01														
McDade	Lawrence		1	1	2	3	9		H20W20T08	E	1	1	1	3
McDade	William		1	1	1	3	9/10		H32W24T12	E	1	1	1	3
** F02														
McDade	Fannie		1	1	1	3	1		H32W24T12	E	1	1	1	1
McDade	Viola		1	1	2	3	9		H20W20T08	E	1	1	1	3
** F03														
Taylor	Maggie	— Broken. (concrete)	1	1	6	3	6/7/10		H26W12T02	E	1	1	19	4
** F04														
Taylor	Dudley		1	1	6	3	9/10		H26W12T02	E	1	1	19	4
Taylor	Minnie		1	1	6	3	5/9/10		H26W12T12	E	1	1	19	4
** F05														
Baker	Percy R., Jr.		1	2	7	1	1 13		H00W24T12	W	1	2		1
** F06														
Unknown					9									
** F27														
Allen	Charles S.		1	1	6	3	5		H26W18T10	E	2	1	?	5
** F29														
Allen	Mittie	— Straighten base, reset stone.	1	1	1	3	6/7		H24W24T06	E	1	1	1	1

OLD CHAPEL HILL CEMETERY Section A - By Grid

Last Name	First Name	Dsc	Typ	Mtl	Char	Cond	Mkr	Dimensns	Dir	Srf	T	Mo	C
Unknown							6						
** F31													
Atwater	Mary			1	1	6	3	9/10	H20W15T04	E	1	1	4
** F32													
Bynum	Helen Louise			1	1	2	2/3	6/9	H12W12T04	E	1	1	3
** G01													
McDade	Anna Pattie												
McDade	Joel	— Reset on base.											
McDade	Reuben Re.			3	1	1	3	9/13	H40W18T03	E	1	1	3
				3	1	2	3	9/13	H40W18T03	E	1	1	3
				3	1	1	3	9/13	H40W18T03	E	1	1	3
** G02													
McDade	Annie	— Down, reset on base											
McDade	Greene	(needs truck).											
				3	1	1	3	9/13	H36W32T12	E	1	1	3
				3	1	1	3	9/13	H36W32T12	E	1	1	3
** G06													
Battle	Thomas W., Jr.			1	1	2	3	9/10	H12W08T04	E	1	1	3
** G07													
Battle	Cora			1	1	2	3	2/9/10	H12W08T04	E	1	1	3
Battle	Thomas W.			1	1	1	3	5	H24W18T06	E	1	1	1
** G13													
Jones	Docia			1	2	1		9	H04W24T12	W	1	1	1
Oldham	Elizabeth	— Broken (concrete)											
				1	1	6		6/9/13	H24W12T02	W	1	1	19
** G14													
Merritt	Julia			1	1	6	3	5/9/10	H24T12T02	W	1	1	19
Oldham	Thomas J.			1	1	2	3	9/10	H16W12T04	W	1	1	3
** G15													
Jones	Eliza			1	1	6	3	5/9	H24W12T02	W	1	1	19
** G17													
Harton	Annie	— * see note below											
				1	2	6		2/6/13	H16W12T02	S	1	1	5
** G24													
Barbee	Nellie H.	— Redo poor restoration											
				1	2	3		9/12	H26W12T02	E	1	1	1
** G25													
Strayhorn	Nellie Strowd			3	1	1	3	8/11	H24W48T06	E	1	1	17
Strayhorn	Rev. Toney H.			3	1	1	3	8/11	H24W48T06	E	1	1	17
** G36													
Pettiford	Lucy			3	1	2	3	9	H24W14T04	E	1	1	3

* This is a very unique stone in that it looks "homemade"--concrete with data etched in by hand. Badly broken with pieces missing. Reset flat on a recessed 14"x20" base.

OLD CHAPEL HILL CEMETERY Section A - By Grid

Last Name	First Name		Dsc	Typ	Mtl	Char	Cond	Mkr	Dimensns	Dir	Srf	T	Mo	C
Pettiford	Luna													
Pettiford	Silas	- Reset on base.	3	1	2	3	9		H24W14T04	E	1	1	3	
			3	1	2	3	9		H24W14T04	E	1	1	3	
** H02														
Battle	Fanny		1	1	2	3	5		H30W12T02	W	1	1	1	3
** H03														
Battle	Ed		1	1	6	3	5/9/10		H24W14T04	W	1	1	1	4
** H05														
O'Kelly-	Kirkland (Families)		3	1	1	3	9		H26W36T06	E	1	1	1	1
** H07														
Freeman	Bert		1	1	6		5/9/10		H26W12T02	E	1	1	1	4
Freeman	Estella	- Broken (concrete).	1	1	6		2-6/13		H26W12T02	E	1	1	1	4
** H08														
Freeman	Lyda R.	{ Reset; needs 15"x18" slotted concrete base.	1	1	6		9/13		H26W12T02	E	1	1	19	4
** H10														
Merritt	Dennis	{ Reset; needs 24"x8" marble base.	1	1	2		9/10/13		H20W14T04	E	1	1	1	5
** H14														
Brooks	Charlie		1	1	1		9		H16W24T12	E	1	1	5	1
** H15														
Brooks	Rebecca S.		1	1	1		9		H16W24T12	E	1	1	1	1
** H20														
Cotton	Mary J.	- Broken off from footing (concrete).	1	1	6	3	9/10/13		H30W12T02	E	1	1	1	4
** H33														
Merritt	Dexter		1	1	2		9		H26W12T04	E	1	1	3	3
** H34														
Merritt	Laura W.		1	1	1	3	9		H24W18T08	E	1	1	1	
** H37														
Booth	Thomas, Sr.		1	2	1		9		H00W24T12	E	1	1	20	3
** H41														
Strowd	Nannie B.		1	2	1		9		H02W24T12	E	1	1	3	
** I04														
Kirkland	George		1	2	2		2/8/9		H02W20T10	E	1	1	3	
Kirkland	Offley		1	2	1		8/9		H00W24T12	E	1	1	3	3

OLD CHAPEL HILL CEMETERY Section A - By Grid

Last Name	First Name	Dsc	Typ	Mtl	Char	Cond	Mkr	Dimensns	Dir	Srf	T	Mo	C
** I05													
Kirkland	Mary L.	1	2	1		1		H02W20T10	E	1	1	1	1
O'Kelly	D.	1	2	1		7		H02W24T12	E	1	1		1
** I08													
Hargraves	Della W.	1	2	1		9		H03W24T12	E	1	1	16	3
** I09													
Hargraves	Luther R.	1	2	1	7	9		H03W24T12	E	1	1	16	3
** I15													
Pindle	Carol Brooks	1	1	2	3	9/10		H14W12T04	E	1	1		4
** I18													
Unknown		1	1	1		9/10		H16W12T01					
** I25													
Merritt	Robert A.	1	2	7		8		H00W24T12	W	1	2	3	1
** I26													
Unknown		1	1	6	3	6/13		H??W08T02					
** I27													
Jones	William T.	1	1	6	3	5/6		H14W10T02	E	1	1	1	1
** I32													
Hackney	Lara E.	1	1		3	1		H18W14T06	E	1	1	1	1
** I33													
Hackney	Rev. L. H., D.D.	1	1	2	3	9/10		H24W16T06	E	1	1	1	3
** I34													
Weaver	Mrs. Charlie H.	1	1	1	3	1		H18W14T06	E	1	1		3
** J07													
Jones	Robert G.	1	1	1	3	9		H20W14T04	W	1	1	1	3
** J09													
Brewer	Frank	1	2	3		7/13		H24W30T04	W	1	1		4
Brewer	Hattie May	1	1	2	1	9/11		H14W14T06	W	2	1		3
** J14													
Snipes	Bessie E.	3	1	1	2/3	7/8/9		H18W16T06	E	1	1	1	3
Snipes	Gretchen	1	1	2	3	8-1012		H24W10T02	E	1	1		4
Snipes	James	3	1	1	2/3	7/8/9		H18W16T06	E	1	1	1	3

- Reset on base; remove ivy.
- Reset? Remove ivy and move shrub.

(one stone)
Reset; needs new footing. Also has urn. (Granite).

OLD CHAPEL HILL CEMETERY Section A - By Grid

Last Name	First Name	Dsc	Typ	Mtl	Char	Cond	Mkr	Dimensns	Dir	Srf	T	Mo	C
** J18													
Jones	Bessie Lee	—	Reset.	1	1	2	3	781012	H16W32T02	E	1	1	4
** J19													
Jones	Jesse R.	—	Reset on base.	1	1	1	3	9/10	H36W16T12	E	1	1	4
Jones	Sylvia			1	2	1	4	8	H04W20T10	E	1	1	1
** J20													
Jones	W. J.			1	1	2	3	5/9/10	H24W14T08	E	1	1	3
** J21													
Jones	Minnie			1	1	1		9	H12W20T12	E	1	1	1
** J25													
(2) McMaster	John	—	Broken (concrete).	1	1	6	3	4-6/13	H30W14T02	E	1	1	5
** J27													
Unknown				1	1	6		7/9/10	H08W08T06	EW	-	-	-
** J28													
Unknown				1	1	2		7/9	H10W08T02	EW	-	-	-
Unknown				1	1	2		7/9	H10W10T02	EW	-	-	-
** K04													
Merritt	Susie H.			1	1	1	3	1	H24W18T06	E	1	1	1
** K05													
Merrett	Henry			1	2	2		2/9	H02W24T12	E	1	1	3

Page No. 1
12/12/90

OLD CHAPEL HILL CEMETERY Section B - By Grid

Last Name	First Name	Dsc	Typ	Mtl	Char	Cond	Mkr	Dimensns	Dir	Srf	T	Mo	C
** L24 Coleman	Lillian			1	2	1	9	H00220T10	W	1	1	3	
** L28 Bynum	Clara O.			1	1	1	1	H14W24T12	W	1	1	1	
	Lola P.			1	2	1	1	H06W24T12	W	1	1	1	
** L29 Bynum	Jordan			1	1	1	9	H14W24T12	W	1	1	1	3
** L30 Edwards	Etta Laura	- Reset.		1	1	6	3	10/11	H18W14T06	W	1	1	4
** L32 Oldham	Thomas E.			1	1	1	3	9/11	H30W24T06	W	1	1	3
** L35 Edwards	Louise N.	- Level.		1	1	1	3	7/8	H24T24T06	W	1	1	3
** L37 Hawkins	Rosa			-	-	-	-	-	-	-	-	-	
	Wilbert			-	-	-	-	-	-	-	-	-	
** L38 Battle	June			1	1	6	10	H20W12T04	W	1	1	3	
** L39 Battle	Katie R.			1	1	1	3	7/8/9	H20W16T06	W	1	1	3
** M02 Trice	George W.	- Down; reset on base.		1	1	2	3/4	13	H28W14T04	W	1	1	4
** M08 Stroud	James A.	- Broken; reset (concrete).		1	1	6	3	4/6/10	H14W10T02	W	1	1	5
** M10 Atwater	John Wilson	- Both broken; reset		1	1	6	3	6/8/10	H26W12T02	W	1	1	5
	Matilda	- bases also.		1	1	2	3	6/8/10	H28W12T02	W	1	1	4
** M11 Carroll	Mary	- Broken; needs base.		1	1	6	6/1013	H22W12T02	W	1	1	19	5
	Malvina	- Broken; displaced.		1	1	6	6/1013	H14W10T02	W	1	1	1	5
** M12 Brewer	Brooks H.			1	2	1	4	8/9	H04W24T12	W	1	1	3
	Victoria			1	2	1	4	8/9	H04W24T12	W	1	1	3

OLD CHAPEL HILL CEMETERY Section B - By Grid

Last Name	First Name					Dsc	Typ	Mtl	Char	Cond	Mkr	Dimensns	Djr	Srf	T	Mo	C
** M28																	
Bynum	Clara					1	1	6		9/10		H12W16T06 W	1	1	1	3	
Bynum	Milton Roy					1	1	1	3	9/10		H12W24T10 W	1	1	1	3	
** M29																	
Bynum	Goldie					1	1	1	3	9/10		H12W24T10 W	1	1	1	3	
** M30																	
Johnson	William A.					1	1	1	3	9		H12W24T12 W	1	1	1	3	
** M31																	
Farrow	Albert, Jr.	- Reset footstone.				1	1	1	1	3	9	H12W14T04 W	1	1	1	3	
Farrow	Mary B.					1	1	1	1	3	9	H12W14T04 W	1	1	1	3	
McDade	Emma					4	1	1	1	3	9	H12W14T04 W	1	1	1	3	
** M32																	
Johnson	Laura Weaver					1	2	1		1		H06W24T14 W	1	1		1	
** M34																	
Weaver	Alice					3	1	2	3	9		H14W24T04 W	1	1	1	3	
Weaver	Fred					3	1	2	3	9		H14W24T04 W	1	1	1	3	
Weaver	Nannie B.					1	1	2	3	9		H14W12T04 W	1	1	1	1	
** M35																	
Hargraves	Flora W. [eaver]					1	1	2	3	9		H14W12T04 W	1	1	1	3	
** N01																	
McDade	Charles	- Broken in 4 pieces; reset (marble).				1	1	2	3	4/6/10		H36W14T02 E	1	1		5	
** N25																	
Swain	Lula	- Broken (concrete).				1	1	6	3	6/10		H24W12T02 E	1	1	19	4	
** N26																	
Swain	Edward	- Broken (concrete).				1	1	6	3	4/6/10		H24W12T02 E	1	1	19	5	
Swain	Lugenia					1	1	6	3	9/10		H24W12T02 E	1	1	19	4	
** N27																	
Evans	Eliza	- Reset.				1	1	2	3	9/10		H36W12T02 W	1	1		3	
** N31																	
Merritt	Fred	- Reset; needs footing.				1	1	2		2/9		H18W12T03 W	1	1		3	
** N33																	
Caldwell	(Family)	- Level.				3	1	1	3	7/8		H26W48T06 W	1	1	1	1	
Caldwell	Dr. Edwin					1	2	1		1		H05W20T10 W	1	1		1	
Caldwell	Minnie S.					1	2	1		1		H05W20T10 W	1	1		1	
Kelly	Emma O.					1	2	1		1		H05W20T10 W	1	1		1	

OLD CHAPEL HILL CEMETERY Section B - By Grid

Last Name	First Name	Dsc	Typ	Mtl	Char	Cond	Mkr	Dimensns	Dir	Srf	T	Mo	C
** N36													
Atkins	Margie Nunn	1	1	1	2	1		H24W24T08 W	1	1	1		
** N37													
McCoy	Alice	1	2	1		9		H00W14T10 W	1	1	3		
Strayhorn	William M.	1	1	1	3	7/8		H26W36T08 W	1	1	1	1	
	— Level.												
** N38													
White	Robert E.	1	1	1		9		H12W16T12 W	1	1	1		
** 002													
Merritt	Oscar	1	1	2		2/9		H30W12T04 W	1	1	3	3	
** 017													
Merritt	Martha W.	1	1	6		2/8910		H14W10T02 E	1	1	4		
** 036													
Caldwell	Benjamin Franklin	1	1	2		7/8/9		H28W14T04 W	1	1	1	3	
** 038													
Franklin	Vivian	1	2	2		8/9		H02W20T10 W	1	1	1		
** P09													
Fletcher	Tho.[mas] F.	1	1	1		6		H18W12T02 W	1	1	4		
	— * See note below												
** P32													
Woody	Emmalee	1	2	2		1		H04W24T10 W	1	1	1		
** Q30													
Jones	Kenneth M.	1	1	1		1		H20W26T16 W	1	1	1	1	
Paylor	Fannie	3	1	1	2	9		H22W48T08 W	1	1	1	1	
Paylor	Herbert L.	1	1	2		1		H26W12T04 W	1	1	3	1	
Paylor	William	3	1	1	2	9		H22W48T08 W	1	1	1	1	
** Q38													
Weaver	Rilla	1	1	1	3	9		H24W36T06 W	1	1	3		
	— May need leveling & resetting; looks ok.												
** R19													
Barbee	George	1	1	5		2/4/10		H18W14T02 E	1	1	4		
** R24													
Burnett	Elington	1	2	5		2345&6		H00W26T48 S	1	1	6		
** R31													
Maddox	Carrie L.	1	1	1	3	8		H24W14T04 W	1	1	1	1	
	— Reset.												

* Note: These 3 interments are very old, i.e., historic. They are all sandstone and are crumbling (Burnett is a flat stone in very bad shape; much of the epitaph has been lost.) Extreme care must be taken to restore these stones. Fletcher also has a footstone.

OLD CHAPEL HILL CEMETERY Section B - By Grid

Last Name	First Name	Dsc	Typ	Mtl	Char	Cond	Mkr	Dimensns	Dir	Srf	T	Mo	C		
** R32	Maddox	Charlie		1	1	2	9	H26W12T04	W	1	1	1			
** R33	Weaver	Richard N.	—	Reset; point brick.	1	1	2	3	9	H12W24T04	W	1	1	3	3
** R34	Brown	Henry		1	1	2	8/9	H26W12T04	E	1	1	3			
** S26	Caldwell	Wilson Swain	—	Historic sandstone monument; clean deli	1	5	1/3	2/5/10	H12'W3'T3	E	1	1	3		
** S29	Unknown			cately and do not seal except for base.	1	1	5	2/10	H12W08T04	EW	0	-	-		
** S30	Craig	(Family)													
	Craig	Charles C., Sr.		3	1	1	2/3	1	H24W48T06	W	1	1	1		
	Craig	Mrs. Lucy		1	2	1		8	H04W24T12	W	1	1	1		
				1	5	10				E			4		
** S31	Craig	Ruth Magnolia		1	2	1	8	H04W24T12	W	1	1	1			
** S37	Blackwood	George		3	1	1	3	9/10	H20W40T06	EW	2	1	3		
	Blackwood	Mary Stroud		3	1	1	3	9/10	H20W40T06	EW	2	1	3		
	Blackwood-	Stroud (Families)		3	1	1	3	9/10	H20W40T06	EW	2	1	1		
	Stroud	Ernestine		3	1	1	3	9/10	H20W40T06	EW	2	1	3		
** T30	Mitchell	Lula King		1	2	1	9	H06W24T12	W	1	1	3			
** T32	Miller	Bertha M.		1	2	1	9	H03W48T14	E	1	1	1	1		
	Miller	Thomas		1	2	1	9	H03W48T14	E	1	1	1	1		
** T36	Murchison	Earnestine Taylor		1	1	2	2/3	9	H30W16T04	W	1	1	3	3	
** U35	Lindsay	Benjamin F.		1	2	1	8	H04W24T14	W	1	1	1	3		
** U37	Withrow	Mable P.					10								
** W30	Weaver	Connie J.		3	1	1	1	H20W40T12	E	1	1	1	1		

Last Name	First Name	Dsc	Typ	Mtl	Char	Cond	Mkr	Dimensns	Dir	Srf	T	Mo	C
Weaver	Wilson J.	3	1	1		1		H20W40T12 E	1	1	1	1	
** X07													
Jones	Adelaide	3	1	2	3	6		H28W08T08 SE	2	1	1	4	
Jones	Lucy	3	1	2	3	6		H28W08T08 SE	2	1	1	4	
Trice	Lucy	3	1	2	3	6		H28W08T08 SE	2	1	1	4	
** X36													
Norwood	Mary	1	1	1		9		H08W20T12 W	1	1	1	1	
** Y09													
Craig	Dilsey												
** Y31													
Troublefield	Ira W.	3	1	1	2/3	1		H24W48T10 E	1	1	1	1	
Troublefield	Rev. G.W.	3	1	1	2/3	1		H24W48T10 E	1	1	1	1	
** Y32													
Troublefield	Ira Mae	3	1	1	2/3	1		H24W48T06 E	1	1	1	1	
Troublefield	Zoe Dell	3	1	1	2/3	1		H24W48T06 E	1	1	1	1	
** Y33													
Craig	Maggie Taylor	1	2	1		9		H06W24T12 E	1	1		3	
Craig	Theodore R.	1	2	2	3	9		H06W24T12 E	1	1		3	
Taylor	Effie M.	1	2	1		9		H06W24T12 E	1	1		3	
** Y36													
Snipes	Hollis	1	1	2		7/8/9		H36W12T04 W	1	1	3	1	
** Z29													
Jones	Mrs. Beulah												
Jones	Samuel	1	2	2		8/9		H02W24T12 W	1	1		3	
** Z30													
Troublefield	(Family) [old marker]	3	1	6		9/13		H36W36T08 W	1	1		3	

-This is an abandoned marker (family has new marker in Y31.)
Disposition - ?

Page No. 1
12/09/90

Pages 1-11: BB01 - 8004
Pages 11-14: 003 - 023: LOTS

OLD CHAPEL HILL CEMETERY Section 1 - By Lot

Last Name	First Name	Born	Died	Dsc	Typ	Mtl	Char	Cond	Mkr	Dimensns	Dir	Srf	T	Mo	C
**															
* ? (LOCATIONS UNKNOWN)															
Anderson	Martha														
Martin	Edward Fitzgerald														
* BB01 - GRIDS:															
Gilbert	Jane Tenney			1	1	1	3	9		H18W30T12	EW	2	1	3	
White	(Family)			3	1	1	3	1		H26W36T08	E	1	1	1	
* BB02															
Shaw	Mae Tenney			1	2	1		8/9		H00W24T12	E	1	1	3	
Tenney	William Clark			1	1	1	3	9		H18W30T12	E	1	1	3	
* BB03															
Unknown								9							
* BB04															
Unknowns (2)								9							
* CC01															
Cummings	Marjorie Tenney			1	1	1	2/3	7/8/9		H38W24T10	E	1	1	13	1
Kelly	Pattie Tenney			1	1	1	3	8/9		H18W30T12	E	1	1	3	
* CC02															
Stude	Carolyn Tenney			1	2	1		8		H04W24T12	E	1	1	1	
Tenney	S.M. Bailey			1	1	10	3	9		H18W30T12	E	1	1	1	
* CC03															
B.	J. (unknown)			1	1	1		5/10		H20W12T02	E	1	1	4	
* CC04															
Unknowns (4)								9							
* CC05															
Ward	Amanda P.			3	1	2	3	9		H36W38T12	E	1	2	1	3
Ward	John M.			3	1	2	3	9		H36W38T12	E	1	2	1	3
Ward	Laura Lewis			1	1	1	3	9		H18W30T12	E	1	1	3	
* CC06															
Ward	Samuel Milton			1	1	2	3	8/10		H30W24T06	E	1	2	13	4
* CC07															
Unknowns (2)								9							
* CC14															
Allen	Olla M.			1	1	2		9/13		H22W10T02		1	1	3	

OLD CHAPEL HILL CEMETERY Section 1 - By Lot

Last Name	First Name		Dsc	Typ	Mtl	Char	Cond	Mkr	Dimensns	Dir	Srf	T	Mo	C
Williams	A.J.													
Williams	Emma J.	- Reset footstone.	3	1	2	3/4	10		H20W16T06 W	1	1	1	3	
			3	1	2	3/4	10		H20W16T06 W	1	1	1	3	
* CC16														
Jennings	Captain J.R.		1	1	2		2/8/10		H12W10T10 E	1	1		4	
Jennings	Lingurn Burkhead	- Reset footstone.	1	1	2		5/7/10		H14W10T02 E	1	1		5	
* CC17														
Burkhead	Sarah G.	- Broken in 5 pieces.	1	1	2	3/4	5/6/10		H48W24T02 E	1	1	17	4	
* CC19														
Woodward	Sallie Knowlton	- Down; needs truck.	1	1	2	3	9/13		H48W24T04 W	1	1	1	4	
* CC20														
White	John		1	2	2	3	9/1013		H06W20T24 W	1	1		5	
White	Temperance Ann		1	2	2	3	9/10		H06W20T24 W	1	1		5	
* CC21														
Long	Thomas Anderson		1	2	2	3	9/10		H10W20T24 W	1	1		5	
Long	Zoa Ann		1	2	2	3	8/9/10		H04W20T24 W	1	1		5	
* CC22														
D.	S.E. (unknown)	- Down; broken.	1	1	2		6/13		H00W12T02	1	1		5	
Norwood	Thomas F.	- Down; broken.	1	1	2	3	6/9/10		H38W16T03 W	1	1	11	5	
* EE18														
Weaver	Cornie J.	- Broken in 2 pieces.	1	1	2	3	6/9/10		H34W18T02 W	1	1	11	5	
* EE21														
Watson	Jones M.		1	2	2		10		H04W10T10 E	1	1		4	
Watson	Lieut. T.L.		1	2	2		8		H04W10T10 E	1	1		4	
* EE22														
Watson	Hugh		1	2	2		11/13		H04W10T10 E	1	1		4	
* FF02														
Fowler	Hannah		1	2	1		9		H08W24T12 E	1	1		3	
Fowler	James		1	2	1		9		H08W24T12 E	1	1		3	
* FF23														
Hogan	Leonidas D.		1	1	5	3	7/8/10		H20W12T03 W	1	1		4	
* GG13														
Brockwell-Sugg	(Families)		3	1	1	3	9		H42W60T15 E	1	1		2	
* GG16														
Guthrie	Col. Hugh Blair		1	3	2	3	8/9/10		H36W36T72 E	1	1	14	3	

OLD CHAPEL HILL CEMETERY Section 1 - By Lot

Last Name	First Name	Dsc	Typ	Mtl	Char	Cond	Mkr	Dimensns	Dir	Srf	T	Mo	C
Guthrie	Henry Clay	1	1	2		9/10		H56W18T20 W	1	1	1	4	
Guthrie	Margaret J.	1	1	2	3/6	9/10		H60W16T16 4	4	1	1	4	
Guthrie	Walter Hugh						on mkr	with HBG					
Nunn	Emily S.	1	1	2	3	7/9/10		H14W14T08 W	2	1	1	4	
* GG19													
Huskey	Charlotte S.	1	1	2	3	9/10		H14W10T02 W	1	1	1	3	
Huskey	William	1	1	2	3	9/10		H14W10T02 W	1	1	1	3	
													- Reset.
* GG20													
Huskey	John D.	1	1	2	3	2/9/10		H26W16T04 W	1	1	1	3	
* HH05													
Brockwell	Annie	1	1	2	3	9/10		H18W14T04 W	2	1	1	3	
Brockwell	Hudson	1	2	2		2/10		H06W10T10 E	1	1	1	3	
													- Reset headstone & footstone
* HH06													
Brockwell	Kattie	1	1	2	3	2/9/10		H22W16T06 W	1	1	9	4	
* HH08													
Unknown		1	1	1		5		H24W12T06 E	-	-	-	6	
* HH12													
Brockwell	Frances S[ugg]	1	2	1		1		H06W24T12 E	1	1	1	1	
Brockwell	Samuel J.	1	2	1		2/9		H06W24T12 E	1	1	1	3	
* HH13													
Brockwell	Gerald Sugg	1	2	1		9		H10W24T12 E	1	1	1	3	
Brockwell	Gerald Sugg [2nd stone]	1	1	2	2	8/10		H19W12T06 E	1	1	1	5	
Sugg	Tabitha Ann Faucette	1	2	1		9/10		H12W24T22 E	1	1	1	3	
Sugg	W.M.	1	2	1		8/9		H08W24T12 E	1	1	1	3	
Sugg	W.M., Jr.	1	2	1		8		H12W24T12 E	1	1	1	3	
* HH14													
Green	Margaret J.	1	2	1		8		H06W24T12 E	1	1	1	1	
Jordan	Annie Sugg	1	2	1		9		H06W24T12 E	1	1	1	3	
Jordan	William Pierson	1	2	1		9		H06W24T12 E	1	1	1	3	
* HH16													
Tenny	Capt. John Brooks	1	1	2	3	9/10		H36W14T02 E	1	1	1	3	
Tenny	Jane B.	1	1	2	3	6/9		H36W18T02 E	1	1	1	3	
Tenny	William C.	1	1	2	3	7/9/10		H36W16T02 E	1	1	1	3	
													- Broken. - Reset.
* II12													
Sugg	Edward P.	1	2	1		9		H04W20T10 E	1	1	1	2	

OLD CHAPEL HILL CEMETERY Section 1 - By Lot

Last Name	First Name					Dsc	Typ	Mtl	Char	Cond	Mkr	Dimensns	Dir	Srf.	T	Mo	C
* II13																	
Sugg	John H.					1	2	1		9		H04W20T10	E	1	1	2	
Sugg	Martha E.					1	2	1		9		H04W20T10	E	1	1	2	
* II16																	
Tenney	Mary Ward					3	5	1		9/10		H40W14T14	E	3	1	3	
Tenney	Oregon Burns					3	5	1		9/10		H40W14T14	E	3	1	3	
Winningham	Sarah Tenney					3	5	1		9/10		H40W14T14	E	3	1	3	
* II19																	
✓ McDade	Mrs. N.B.				- Broken in 2 pieces.	1	1	2	3	6/9		H40W18T14	W	1	1	3	
* II20																	
McDade	Patterson H.				- Reset.	1	1	2	3	9/13		H38W16T04	W	1	1	4	
* II22																	
Castlebury	M.T.				- Level.	1	1	1		8/10		H20W24T12	W	1	1	3	
* II24																	
✓ Utley	Foster (Jr.)				- Broken.	1	1	2		2/7/9		H12W10T02	E	1	1	3	
* II25																	
✓ Utley	Foster				- Broken.	1	1	2		2/9		H12W10T02	W	1	1	3	
Utley	Sallie Collier				- Reset footstone.	1	1	2		2/9		H06W10T02	W	1	1	3	
White	Merrick					1	2	2		7/9		H14W10T10	E	1	1	4	
* II26																	
✓ Unknown					- Broken & displaced.	1	1	2		2/6/13		H02W18T02	W	1	1	1	
* II27																	
Martin	Floy L.					1	1	1		2		H24W18T06	W	1	1	1	
Matthews	Blanche Martin					3	1	1	3	1		H36W48T08	W	1	1	1	
Matthews	Emory Jayne					3	1	1	3	1		H36W48T08	W	1	1	1	
* II28																	
Martin	Clara A. Scarborough				} Reset; needs truck.	3	1	1	3	7/8/9		H36W36T12	W	1	1	1	
Martin	Rev. Jos. B.					3	1	1	3	7/8/9		H36W36T12	W	1	1	1	
* JJ04																	
McCoy	Catherine A.					1	1	5		4/6/13		H12W08T02		1	1	5	
* JJ05																	
Goodrich	Sarah S.					1	1	2		2/10		H14W08T01	E	1	1	5	
Lewis	Thomas Hart					1	1	2		2/9/10		H16W12T02	E	1	1	5	
* JJ16																	
Harris	(Unknown)					1	1	2	3	6/13		H16W12T12	E	1	1	5	

OLD CHAPEL HILL CEMETERY Section 1 - By Lot

Last Name	First Name	Dsc	Typ	Mtl	Char	Cond	Mkr	Dimensns	Dir	Srf	T	Mo	C
Harris	Frederick Henry	3	1	1	2	9/11		H36W38T12	E	1	1	3	
Harris	Sallie Foust	3	1	1	3	9/11		H36W38T12	E	1	1	3	
Harris	Thomas West	3	1	1	3	9/11		H36W38T12	E	1	1	3	
* JJ18													
Barbee	Algernon S[ydney]	1	1	1	3	9		H36W36T12	W	1	1	1	3
* JJ19													
Barbee	Frances Winifred	3	1	1	3	1		H38W34T12	W	2	1	1	1
Barbee	Sydney M.	3	1	1	3	1		H38W34T12	W	2	1	1	1
Tankersley	Frances Barbee	1	1	1		7/8		H14W29T10	E	1	1	1	
* JJ20													
Barbee	Seaton M.	1	5	2		2/9		H36W08T08	SW	2	1	3	4
* JJ21													
Smith	Cornelia H. Barbee - Redo restoration.	1	1	2	3	2/7/10		H36W20T02	W	1	1	11	5
* JJ27													
Martin	Clara Josephine	3	1	1	3	9/10		H20W10'T9	W	1	1	15	3
Uzzell	Hariotte Martin	3	1	1	3	9/10		H20W10'T9	W	1	1	15	3
Uzzell	Robert Lee	3	1	1	3	9/10		H20W10'T9	W	1	1	15	3
* JJ28													
Weeks	Mary Martin	1	1	2	2/3	6/10		H36W10T10	EW	2	1	1	4
* KK27													
Miller	Margaret	1	1	2	3	7/8/9		H30W20T04	E	1	1	1	3
* LL14													
Unknown	(plot but no markers)												
* LL15													
Harris	Julia Worth - Broken; reset.	1	1	2	3	7/9/10		H24W10T02	W	1	1	1	5
* LL16													
Harris	Eugene Lewis	3	1	1	3	10		H30W24T12	E	1	1	1	3
Harris	Lena Foust - Level (sandstone base).	3	1	1	3	10		H30W24T12	E	1	1	1	3
Harris	Norma Lena	1	2	2		8/9		H01W10T12	E	1	1	1	5
* LL22													
Pickard	Marvin A. - Reset.	1	5	2	3	9/11		H54W12T12	W	1	1	21	4
Pickard	Walter W., Jr. - Reset.	1	1	1	3	7/11		H26W24T04	W	1	1	1	
* LL23													
Pickard	Elizabeth Snipes	1	1	1	3	9		H24W20T14	E	1	2	1	3
Pickard	W.W.	1	1	1	3	9		H24W20T14	E	1	2	1	3

OLD CHAPEL HILL CEMETERY Section 1 - By Lot

Last Name	First Name	Dsc	Typ	Mtl	Char	Cond	Mkr	Dimensns	Dir	Srf	T	Mo	C
* MM03													
Wills	James	1	2	2		9		H10W10T10	E	1	1	3	
* MM04													
Mickle	Elizabeth B.	3	1	1	3	10/12		H38W18T02	E	1	1	3	
Mickle	Helen M.	3	1	1	3	10/12		H38W18T02	E	1	1	3	
Mickle	Jane T.	3	1	1	3	10/12		H38W18T02	E	1	1	3	
* MM05													
Graves	Louis	1	2	2		9		H02W18T24	E	1	1	3	
Graves	Mildred Moses	1	2	2		9		H02W18T24	E	1	1	3	
* MM06													
Neal	James W.	1	3	2	3	5/8/12		H36W36T72	E	1	1	2	
* MM07													
Burton	John W.	1	1	2	3/6	2/12		H84W24T24	4	4	1	2	
Fisher	David White	1	1	2	3/6	2/1213		H80W20T20	4	4	1	2	
	— Reset base only.												
* MM08													
Bennett	Mark	1	1	2	2/3	2/12		H72W20T20	4	4	1	1	2
* MM12													
Hutchins	Capt. J.R.	1	2	2		8		H04W10T10	E	1	2	1	3
Hutchins	John C.	1	1	2		9/10		H16W20T12	E	1	2	1	3
* MM26													
Mangum	Juliette Leroy	1	2	2		8/9/11		H12W24T18	E	1	1	3	
* MM27													
Mangum	Adolphus Williamson	1	1	2	3	7/9		H36W20T02	W	1	1	16	3
Mangum	Laura Overman	1	2	2		8/9/11		H12W24T18	E	1	1	3	
* MM28													
Goodson	Lola Mangum	1	1	2	3	7/9		H22W22T06	W	1	1	1	
Mangum	Ernest Preston	1	1	2	3	7/9		H24W24T08	W	1	1	1	
* MM29													
Mangum	Adolphus W., Jr.	1	2	1		9		H06W24T12	N	1	1	3	
Wilson	Mary Elizabeth Mangum	3	1	1	3	9		H20W36T06	E	1	1	3	
Wilson	Nathan Hunt Daniel	3	1	1	3	9		H20W36T06	E	1	1	3	
* NN03													
Abernethy	Elva May	1	1	1	2/3	9		H38W24T24	E	1	1	3	

OLD CHAPEL HILL CEMETERY Section 1 - By Lot

Last Name	First Name		Dsc	Typ	Mtl	Char	Cond	Mkr	Dimensns	Dir	Srf	T	Mo	C
* NN04														
Abernethy	Ann Scott	— Reset.	1	1	2		2/7/9	H48W22T04	E	1	1	3		
* NN05														
Thompson	S.R.	— Broken.	1	1	2	3	3/6/9	H36W14T02	W	1	1	11	3	
* NN06														
Perry	Joshua P.		1	5	2	3	12	H99W24T24	EW	2	1	1		
* NN08														
Greenhough	Dr.		1	2	2		1	H12W10T10	E	1	1	1		
* NN27														
Mangum	Charles Preston		3	2	1		1	H08W72T14	E	1	1	1	1	
Mangum	Charles Staples, Jr.		1	2	1		1	H06W26T16	E	1	1	1		
Mangum	Margaret Edwards		3	2	1		1	H08W72T14	E	1	1	1		
Mangum	Robert Edwards		3	2	1		1	H08W72T14	E	1	1	1		
* NN28														
Mangum	Charles Staples		3	2	1		9	H08W48T14	E	1	1	3		
Mangum	Laura Payne		3	2	1		9	H08W48T14	E	1	1	3		
* NN29														
Mangum	Elizabeth Wall		1	2	1		1	H08W26T16	E	1	1	1		
Mangum	Ernest Preston, Jr.		1	2	1		1	H08W26T16	E	1	1	1		
* 0001														
Graves	Julia Hooper		1	2	1	4	9	H14W10T02	S	1	1	3		
Graves	Ralph Henry		1	1	2	4	9	H14W10T02	W	1	1	3		
Graves	Ralph Henry (Jr.)		1	1	2	4	9	H14W10T02	E	1	1	3		
Rees	Mary Graves		1	1	2	4	9	H14W10T02	S	1	1	3		
* 0006														
Brewster	Charles A.	{ Stone conservator to assist during removal of tree	1	1	2		9/1113	H36W24T02	E	1	1	3		
Wilson	Mary Jane		1	1	2		2/7/10	H40W24T02	E	1	1	17	4	
* 0007														
Chapman	Margaretta Blanche		1	1	2		5/9	H40W24T02	E	1	1	4		
Unknown														
* 0008														
Hilliard	Nancy Segur	— Redo poor restoration	1	1	2	3	12	H40W22T03	E	1	1	4		
* 0009														
Tilley	Durell		3	1	2	3	6/1013	H38W20T02	E	1	1	1	3	
Tilley	Mrs. Minerva	— Broken in 3 pieces.	3	1	2	3	6/1013	H38W20T02	E	1	1	1	3	

Last Name	First Name		Dsc	Typ	Mtl	Char	Cond	Mkr	Dimensns	Dir	Srf	T	Mo	C
* 0011														
✓ Blackwood	Rev. A.D.	— Broken; repair base and reset footstone.	1	1	2	3	6/9/13	H36W20T04	E	1	1	5	3	
* 0026														
Wiley	Irma Stearns		1	2	2			H04W24T14	E	1	1	3		
Wiley	William Anderson		1	2	2			H04W24T14	E	1	1	3		
* PP18														
Morrow	Graham		1	2	2		7	H24W10T10	E	1	1	3		
* PP19														
Martin	Annabella Mebane Thompsr	{ Reset, and reset footstone.	3	1	2	3	9/11	H48W24T04	E	1	2	1	3	
Martin	Edward Alexander		3	1	2	3	9/11	H48W24T04	E	1	2	1	3	
* PP21														
Clements	John Randolph		1	2	1		11	H04W24T12	E	1	1	3		
Clements	John Randolph (stone #2)		1	2	2		1	H12W10T10	W	1	1	1		
* PP22														
Clements	Elizabeth Hester		1	2	1		9/11	H10W24T12	E	1	1	3		
Unknown					9									
* PP23														
Unknowns (2)					9									
* PP24														
Unknown					9									
* PP28														
Beard	John Grover		1	2	2		7/9	H00W20T24	E	1	1	3		
* PP29														
Beers	Alma Holland		3	1	1	3	1	H24W48T08	E	1	1	3		
Beers	Charles Dale		3	1	1	3	1	H24W48T08	E	1	1	3		
* QQ09														
✓ Baird	Robert Finley	— Redo poor restoration	1	1	2	3	3/10/12	H40W18T02	E	1	1	4		
Holt	Lewis Bowen		1	3	2	3	12	H36W36T72	E	1	1	17	4	
* QQ10														
Johnston	Zenas	— Broken footstone.	1	1	2		7/12	H50W24T02	E	1	1	17	4	
* QQ11														
Smith	James T.		1	1	2	3	12	H38W24T02	E	1	1	8	1	
Smith	John Alexander	— Reset? (looks level)	1	5	2	3	12	H99W18T18	4	4	1	4		

OLD CHAPEL HILL CEMETERY Section 1 - By Lot

Last Name	First Name	Dsc	Typ	Mtl	Char	Cond	Mkr	Dimensns	Dir	Srf	T	Mo	C
* QQ13													
MacNider	George Mallett	1	3	2	3	9		H04W36T72 E	1	1	4		
MacNider	Sarah Jane Foard	1	2	1		9		H04W24T48 E	1	1	3		
MacNider	Sophia Beatty Mallet	1	2	2		9		H02W18T45 E	1	1	3		
MacNider	William DeBerniere, M.I	1	2	1		9		H04W24T48 E	1	1	3		
* QQ14													
MacNider	(Family)	3	1	1	2/3	9		H42W24T10 E	1	1	13	1	
MacNider	Louise Lamar	1	2	1		1		H08W24T12 E	1	1	1		
* QQ15													
Mallett	Edward	3	5	2	3	9/13		H72W14T14 NW	3	1	3		
Mallett	Mary S. Hunter — Reset.	3	5	2	3	9/13		H72W14T14 NW	3	1	3		
* QQ16													
Fetter	Manuel	1	2	1		9/11		H08W28T14 W	1	1	3		
Fetter	Sarah Cox	1	2	1		9/11		H08W28T14 W	1	1	3		
* QQ20													
Mason	H.S.	1	2	2		9		H12W10T10 E	1	1	3		
* QQ28													
Meyer	Harold D., Jr.	1	2	1		9		H04W24T38 E	1	1	1		
Meyer	Harold Diedrich	3	1	1	3	9/11		H26W48T08 EW	2	1	1		
Meyer	Helen Wright	3	1	1	3	9/11		H26W48T08 EW	2	1	1		
* RR01													
Love	Julia Spencer — Reset.	1	1	1	3	1/7		H30W24T08 E	1	1	1		
Spencer	Cornelia Phillips — Reset.	1	1	1	3	1		H30W24T08 E	1	1	1		
* RR02													
Phillips	Charles	3	5	3	3	9/13		H48W18T18 NE	3	1	3		
Phillips	Charles	3	5	3	3	9/13		H48W18T18 NE	3	1	3		
Phillips	James	3	1	1	3	1		H28W32T18 E	1	1	1		
Phillips	Julia	3	5	3	3	9/13		H48W18T18 NE	3	1	3		
Phillips	Julia Vermeule	3	1	1	3	1		H28W32T18 E	1	1	1		
Phillips	Laura C. Battle	3	5	3	3	9/13		H48W18T18 NE	3	1	3		
* RR03													
Haywood	Adele Snowden	3	1	1	2/3	9		H36W24T10 E	1	1	3		
Haywood	Alfred Williams	3	1	1	2/3	9		H36W24T10 E	1	1	3		
* RR04													
Deaderick	Lawrence	1	1	2	3	7/9		H30W18T02 W	1	1	4		
* RR05													
✓Kirkland	Annie Rebecca — Broken. Footstone resting against Phillips wall.	1	1	2		6/9/13		H16W12T02 W	1	1	4		

OLD CHAPEL HILL CEMETERY Section 1 - By Lot

Last Name First Name Dsc Typ Mtl Char CondMkr Dimensns Dir Srf T Mo C

* RR10

Pittman William H. - Broken in 3 pieces. 1 1 2 3 6/1013 H60W24T02 E 1 1 1 4

* RR11

Blanchard Elizabeth Amis Cameron 3 1 2 3 1 H26W48T06 E 1 1 1
Blanchard John Osgood 3 1 2 3 1 H26W48T06 E 1 1 1
Clarke George 1 3 2 3 8/9/12 H04W24T72 E 1 1 8 4
Duerden Edwin Noel 1 1 2 2/3 10 H12W14T04 E 1 1 4
* Note Unknown MacRae Robert Strange 1848-06-22 1921 07-21 1 1 6/11/13 H??W30T02 N 1 1 4

* RR12

Mallett Caroline Eliza 1 2 2 9/11 H04W16T48 E 1 1 4
Mallett Caroline deBernier Walke - Broken. 1 3 2 2/8/9 H02W16T48 E 1 1 4
Mallett William P., M.D. - Broken. 1 5 1 2/3 6 H60W16T16 W 1 1 4

* RR13

M[allett] J.W. 1 1 2 9 H06W08T02 W 1 1 3
M[allett] M.G. 1 1 2 9 H06W08T02 W 1 1 3
M[allett] W.M. 1 1 2 9 H06W08T02 W 1 1 3

* RR14

M[allett] T.C. 1 1 2 9 H06W08T02 W 1 1 3

* RR16

Graham Edward Kidder 1 2 2 8/9 H02W18T24 E 1 1 3
Graham Edward Kidder III 1 2 2 2/9 H02W12T14 E 1 1 3
Graham Edward Kidder, Jr. 1 2 2 8/9 H02W18T24 E 1 1 1
Graham Susan Moses 1 2 2 7/8/9 H02W18T24 E 1 1 3
Moses Elisabeth Kirby 1 2 2 9 H02W18T24 E 1 1 3

* RR18

Thompson George 1 2 2 2/9 H12W10T10 E 1 1 1

* RR20

Wilson Mary Mason 1 2 1 8/9 H06W24T12 E 1 1 3

* RR21

Wilson Alice Gertrude 1 2 1 8/9 H06W24T12 E 1 1 3

* RR22

Unknowns (3) 9 E

* SS01

Love Cornelia Spencer 1 2 1 1 H04W24T30 E 1 1 1
Phillips William Battle 1 1 1 4 1 H12W30T14 E 1 2 1

* Note: This is R.S. MacRae's original stone (slab broken in 2 pieces), propped against the stone wall to the left of George Clarke's tomb (RR11). MacRae's new marker is in Section II, Lot 111. Disposition of the old stone --???
On database, remove this "Unknown" from RR11.

OLD CHAPEL HILL CEMETERY Section 1 - By Lot

Last Name	First Name	Dsc	Typ	Mtl	Char	Cond	Mkr	Dimensns	Dir	Srf	T	Mo	C
* SS03													
Daniel	Gertrude Phillips	3	2	1		1		H08W24T12 E	1	1	1		
Phillips	Elinor Swain	3	2	1		1		H08W24T12 E	1	1	1		
Phillips	Frances	1	2	1		1		H04W24T30 E	1	1	1		
* SS04													
Phillips	Charles	3	1	1	3	1		H24W24T08 E	1	1	1		
Phillips	Cornelia	3	1	1	3	1		H24W24T08 E	1	1	1		
Phillips	Frances Lucas	3	1	1		1		H30W36T08 E	1	1	1		
Phillips	Kate Stone	3	1	1	3	1		H24W24T08 E	1	1	1		
Phillips	Samuel Field	3	1	1		1		H30W36T08 E	1	1	1		
Phillips	Susan Meade	3	1	1	3	1		H24W24T08 E	1	1	1		
* SS05													
Unknown		1	1	2	3	6/13		H??W08T02 EW	?	?	-		
* SS07													
Hogan	Leta Huntington	1	1	2		9/10		H14W10T02 W	1	1	1	3	
Hogan	Miriam Alston	1	1	1		6/1011		H20W14T02 W	1	1	4		
* SS08													
Hogan	Dr. John R.	1	1	2		7/9/10		H30W15T02 W	1	1	3		
* SS20													
Wilson	Margaret D. Ross	1	2	1		9		H08W24T12 E	1	1	3		
Wilson	T. J.	1	2	1		8/9		H00W10T10 E	1	1	4		
Wilson	Thomas James	1	2	1		9		H08W24T12 E	1	1	3		
* SS21													
Wilson	Frances LeGrande	1	2	1		9		H08W24T12 E	1	1	3		
* SS24													
Partin	William R.	1	2	1		9		H08W24T12 E	1	1	3		
** 003 - LOTS:													
*													
Bradshaw	Marjory M.	1	2	1		8		H06W24T12 W	1	1	1		
Moxley	Ellen Leonard	1	2	1		8		H06W24T12 W	1	1	1		
** 004													
*													
House	Helen Badham	3	3	1		9		H04W36T96 E	1	1	3	1	
House	Henry Charles Jr.	3	3	1		9		H04W36T96 E	1	1	3	1	

on same stone.

Page No. 1
01/01/91

OLD CHAPEL HILL CEMETERY Section 2 - By Lot

Last Name	First Name	Dsc	Typ	Mtl	Char	Cond	Mkr	Dimensns	Dir	Srf	T	Mo	C
** 001													
Cobb	Collier	1	1	1	3	9		H60W30T12 E	1	1	18	1	
Cobb	Collier, Jr.	1	1	1	3	1		H36W60T10 E	1	1	3	1	
Cobb	Infant Son	1	2	2		2/5/9		H04W24T08 E	1	1		4	
Cobb	Lucy Battle	3	1	2	2	3/9		H40W20T09 E	1	1	1	4	
Cobb	Mary Gatlin	1	1	2	2	9		H40W24T08 E	1	1	1	1	
Cobb	Mary Louisa	1	1	1		9		H36W24T06 E	1	1	3	1	
Cobb	Richard Battle	3	1	2	2	3/9		H40W20T09 E	1	1	1	4	
** 002													
Berry	Harriet M[orehead]	1	1	1	3	9/10		H40W30T12 E	1	1	1	3	
Berry	John	3	1	1	3	8		H36W48T12 E	1	1	1	1	
Berry	Mary Elizabeth	3	1	1	3	8		H36W48T12 E	1	1	1	1	
Brown	Kent James, Ph.D.	3	1	1	3	1		H34W48T12 E	1	1		1	
Brown	Mary Berry	3	1	1	3	1		H34W48T12 E	1	1		1	
** 003													
Raney	(Family)	3	1	1	3	1/12		H30W46T12 EW	2	1		9	
✓ Raney	Dora Alice	1	1	2	3	2/7/10		H14W12T06 W	1	1		4	
Raney	Dora Alice (Tilley)	1	1	2	3	1/12		H42W10T10 N	1	1		4	
Raney	Lucy	1	2	1	3	1/12		H04W20T10 E	1	1		2	
Raney	Lucy C[aroline] Tilley	1	2	1	3	1/12		H02W24T12 E	1	1		1	
Raney	Olivia Cowper	1	2	1	3	1/12		H04W24T12 E	1	1		1	
Raney	Thomas H[ansard]	1	2	1	3	1/12		H04W24T12 E	1	1		1	
✓ Raney	George	1	2	1	3	1/12		H04W24T12 E	1	1		1	
		Remove concrete footing	2	1	3	1							
** 004													
Abernethy	Alice Gattis	1	1	1	3	9		H14W26T12 E	1	1		1	
Abernethy	Donald S.	1	1	1	3	10		H14W26T12 E	1	1		1	
Gattis	Lula Foushee	3	1	1		9/10		H26W38T10 E	1	1		3	
Gattis	Robert Lee, M.D.	3	1	1		9/10		H26W38T10 E	1	1		3	
Hogan	Arthur Bryan	1	1	1		9		H14W26T12 E	1	1		1	
Hogan	Elizabeth Gattis	1	1	1		9		H14W26T12 E	1	1		1	
** 005													
Griffin	(Family)	3	1	1	3	1		H30W36T08 E	1	1	1	1	
Griffin	Coley B.	1	2	1		1		H02W20T10 E	1	1		1	
Griffin	Grace	1	2	1		2/9		H02W20T10 E	1	1		3	
Griffin	Isabel	1	2	1		9		H02W20T10 E	1	1		3	
Griffin	Mittie P.	1	2	1		1		H02W20T10 E	1	1		1	
** 006													
Patterson	N.G.L.	1	1	2	3	7/8/10		H36W36T10 E	1	2		3	
Patterson	Robert Glenn	1	1	2	3	9		H24W26T12 E	1	2		3	
Patterson	William U.	1	1	2	3	9		H24W26T12 E	1	2		3	
** 007													
Meade	Betty F.	3	2	1		1		H08W24T18 E	1	1		1	

OLD CHAPEL HILL CEMETERY Section 2 - By Lot

Last Name	First Name	Dsc	Typ	Mtl	Char	Cond	Mkr	Dimensns	Dir	Srf	T	Mo	C
Meade	Edward P.												
Meade	Philip Randolph	Reset											
Meade	Pike Powers												
Prince	Lillian Hughes												
Prince	William Meade												
Unknown													
** 008													
Brown	Helen M.												
Wilson	(Family)												
Wilson	Catherine M. Nixon												
Wilson	Henry Van Peters												
Wilson	Lorena F. Pickard												
Wilson	Peter Pickard												
Wilson	Thomas James												
Wilson	Thomas James, Jr.												
Wilson	Walter Warren												
** 009													
Patterson	(Family)												
Patterson	H.H.												
Patterson	James Southerland												
Patterson	Mary Elizabeth												
** 010													
Blair	Chauncey Justus												
Blair	Jarvis Daggett												
Daggett	Dorothy Tromblee												
Daggett	Esther Jarvis												
Daggett	Jonathan Hayward												
Daggett	Parker Hayward												
Daggett	Parker Hayward, Jr.												
Murphy	George Mosely												
Murphy	Mary Daggett												
** 011													
Walker	(Family)												
Walker	Eva Pritchard												
Walker	Eva Pritchard	Reset											
Walker	Nathan Wilson												
Walker	Nathan Wilson, Jr.												
Walker	Susan Wallace	Reset & level											
** 012													
Best	Julia A. Allen												
<div style="border: 1px solid black; padding: 5px;"> Headstone broken. Headstone wobbly but does not need resetting now. Footstone does needs resetting. </div>													

OLD CHAPEL HILL CEMETERY Section 2 - By Lot

Last Name	First Name	Dsc	Typ	Mtl	Char	Cond	Mkr	Dimensns	Dir	Srf	T	Mo	C
** 013													
Bullitt	Evelyn Bryan	3	1	1		9/11		H24W40T10 E	1	1	1		
Bullitt	James Bell	3	1	1		9/11		H24W40T10 E	1	1	1		
Hendon	Margaret Johnston	1	2	1		1		H08W20T10 E	1	1	1		
** 014													
Tilley	Arianna T.	1	2	1		10/13		H06W24T12 W	1	1	3		
Tilley	Frank J.	1	1	2	3	5/10		H52W10T10 W	1	1	3		
** 015													
Sparrow	Annie Huskey	3	1	1		8/10		H36W24T06 E	1	1	3		
Sparrow	DeWitt J.	1	2	1		9		H04W20T10 E	1	1	1		
Sparrow	Sidney S.	3	1	1		8/10		H36W24T06 E	1	1	3		
Sparrow	Zoa Ward	1	2	1		9		H04W20T10 E	1	1	1		
** 016													
Archer	Fannie Gray	1	1	1	3	9		H14W32T12 E	1	1	1		
Archer	Frances Randolph	1	1	1	3	9		H14W32T12 W	2	2			
Archer	James McL.	1	1	1	3	8/9		H14W32T12 W	2	2			
Archer	Joseph	1	1	1	3	9		H14W32T12 W	2	2			
** 017													
Chase	Infant Son	1	2	2		8/9/13		H00W08T29 E	1	1	3		
** 018													
Bain	Charles W.	Reset ledger &											
Braune	Gustave Maurice	1	3	2	3/4	7/8/13		H05W36T72 E	1	1	3		
		1	3	2	3/4	13		H05W36T72 E	1	1	3		
** 019													
Herndon	(Family)	3	1	1	3	7		H30W50T10 EW	2	1	1		
Herndon	Cora B.	3	1	1		1		H16W40T12 E	1	2	1		
Herndon	Cottie L.	1	2	1		1		H04W24T12 E	1	1	1		
Herndon	Helen Nicholas	1	2	1		1		H04W24T12 E	1	1	1		
Herndon	Sidney L.	3	1	1		1		H16W40T12 E	1	2	1	1	
Herndon	Troy S.	1	2	1	5	9		H06W24T12 E	1	1	1		
Herndon	Veronica	1	1	1		1		H16W20T12 E	1	2	1	1	
Stuart	Ruth Nicholas	1	2	1		1		H04W24T12 E	1	1	1		
** 020													
James	Gertrude	1	2	1		8/9		H06W24T12 E	1	1	1		
James	Lucy E. Colwell	1	2	1		9/11/13		H10W24T12 E	1	1	3		
Wheeler	Alvin Sawyer	1	2	1		9/11		H06W24T12 E	1	1	3		
Wheeler	Edith James	1	2	1		9/10		H06W24T12 E	1	1	3		
Wheeler	James Robert	1	1	2	3	11		H14W12T10 E	2	1	4		
** 021													
Cobb	Eva Cohoon	3	1	1	3	9		H36W48T14 E	1	1	1	3	

OLD CHAPEL HILL CEMETERY Section 2 - By Lot

Last Name	First Name	Dsc	Typ	Mtl	Char	Cond	Mkr	Dimensns	Dir	Srf	T	Mo	C
Cobb	William Battle	3	1	1	3/5	9		H36W48T14 E	1	1	1	3	
Hamilton	Carol Cobb	1	2	8	3	1		H00W12T10 E	1	3		1	
Hamilton	David Kirk	1	2	8	3	1		H00W12T10 E	1	3		1	
** 022													
Best	Mrs. Maggie Magdalene	?				13?							
Best	Theodore E.	1	2	2	5	8/9		H04W24T12 E	1	1	3	3	
Best	Wyatt Stallings	1	1	2	2/3	2/8/9		H16W14T08 W	1	2		3	
** 023													
Burch	John Calvin	3	2	1		1		H04W30T18 E	1	1		1	
Burch	Lillian Alexander	1	2	1		1		H06W28T16 E	1	1	1	1	
Burch	Mary Jane Mordan	3	2	1		1		H04W30T18 E	1	1		1	
Utley	Florence Judd	1	2	1		1		H06W28T16 E	1	1	1	1	
Utley	Marvin Bright	1	2	1		9		H06W28T16 E	1	1	1	1	
Utley	May Burch	1	2	1		9		H06W28T16 E	1	1	1	1	
** 024													
Edmonds	Mary Louise Wilson	1	2	1		2		H04W24T12 E	1	1		1	
Wilson	(Family)	3	1	1	3	9		H30W40T10 EW	2	1		3	
Wilson	Louis R., Jr.	1	2	1		9		H04W24T12 E	1	1		1	
Wilson	Louis Round	1	2	1		1		H04W24T12 E	1	1		1	
Wilson	Penelope B. Wright	1	2	1		1		H04W24T12 E	1	1		1	
** 025													
Eubanks	(Family)	3	1	1	3	1		H24W36T10 EW	2	1		1	
Eubanks	Clyde	1	2	1		2		H04W24T12 E	1	1		1	
Eubanks	Paul	1	2	1		1		H04W24T12 E	1	1		1	
Eubanks	Stella D.	1	2	1		1		H04W24T12 E	1	1		1	
** 026													
Hearn	Nellie E.	3	1	1	3	1		H38W40T16 E	1	1		1	
Hearn	W.T.	3	1	1	3	1		H38W40T16 E	1	1		1	
** 027													
Moxley	Bernard E.	3	1	1	3	1		H30W36T08 E	1	1		1	
Moxley	Bernard L.	3	1	1	3	1		H30W36T08 E	1	1		1	
Moxley	Beverly Stoye	3	2	1		1		H06W30T16 E	1	1		1	
Moxley	Sara Trenchard	3	1	1	3	1		H30W36T08 E	1	1		1	
Moxley	Thomas Trenchard	3	2	1		1		H06W30T16 E	1	1		1	
Trenchard	Eleanor L.	3	1	1	3	9		H30W36T08 E	1	1		1	
Trenchard	Frances Burgard	3	1	1	3	1		H30W36T08 E	1	1		1	
Trenchard	George Ogden	3	1	1	3	1		H30W36T08 E	1	1		1	
Trenchard	Katherine Gale	3	1	1	3	1		H30W36T08 E	1	1		1	
Trenchard	Laura Newman	1	1	1	3	9		H30W26T08 E	1	1		3	
Trenchard	Thomas G.	3	1	1	3	9		H30W36T08 E	1	1		1	
Trenchard	Wm. Ed. Sewell	3	1	1	3	1		H30W36T08 E	1	1		1	

Reset

OLD CHAPEL HILL CEMETERY Section 2 - By Lot

Last Name	First Name	Dsc	Typ	Mtl	Char	Cond	Mkr	Dimensns	Dir	Srf	T	Mo	C
** 028													
Coker	Louise Venable	3	1	1	3	1		H36W48T12	EW	2	1	1	
Coker	William Chambers	3	1	1	3	1		H36W48T12	EW	2	1	1	
Gardiner	Frances Venable	1	1	1		1		H14W24T12	E	1	1	1	
Venable	Charles Scott	1	1	1		1		H14W24T12	E	1	1	1	
Venable	Francis Preston	3	1	1	3	9		H36W48T12	EW	2	1	3	
Venable	Olive Bartlett	1	1	1		1		H14W24T12	E	1	1	1	
Venable	Sally Charlton Manning	3	1	1	3	9		H36W48T12	EW	2	1	3	
** 029													
Humphreys	(Family)	3	1	1	3	1		H30W48T08	EW	2	1	1	
Humphreys	Edith B.	1	2	1		1		H04W24T12	E	1	1	1	
Humphreys	John W.	1	2	1		1		H04W24T12	E	1	1	1	
Neville	Ethel (A.)	1	1	1	3	1		H30W36T12	E	1	1	1	
Neville	James McKenzie	3	1	1	3	1		H30W60T12	EW	2	1	5	1
Neville	Martha Turner	3	1	1	3	1		H30W60T12	EW	W	1	1	
— Reset													
** 030													
Patterson	Henry Newton	3	1	1	3	1		H28W38T08	EW	2	1	1	
Thompson	Brodie S.	3	1	1	3	1		H28W38T08	EW	2	1	1	
Thompson	Lovie I.	3	1	1	3	1		H28W38T08	EW	2	1	1	
Thompson	Steward	1	1	2	2/3	2/9		H14W10T04	E	1	1	1	3
— Reset headstone & footstone													
** 031													
Thompson	Carrie Hogan	1	1	1		10		H14W24T10	E	1	1	3	
Thompson	Ruth B.	1	1	1		9		H14W24T10	E	1	1	3	
Thompson	William B.	1	1	1		8/9		H14W24T10	E	1	1	3	
** 032													
Strowd	Fannie H.	1	1	1		8/9		H12W20T10	W	1	2	3	
Strowd	Lou H.	1	1	1		8/9		H12W20T10	W	1	2	3	
Strowd	Robert L.	1	1	1		8/9		H12W20T10	W	1	2	3	
Strowd	William F.	1	1	1	3	9		H48W48T14	EW	2	2	3	
** 033													
Engstrom	Alfred Garvin					10							
Latta	Elizabeth	1	1	2	3/4	5/8/9		H14W12T08	E	1	1	1	4
Latta	Jennie Patterson	1	2	1		9/10		H04W24T12	W	1	1	3	
Latta	John P.	1	2	1		1		H04W24T12	E	1	1	1	
Stainback	Infant	1	2	1		9		H04W24T12	W	1	1	3	
Stainback	Louise Latta	1	2	1		10		H04W24T12	W	1	1	3	
** 034													
Abernethy	Eric A.	3	1	1	3	9		H36W48T10	EW	2	1	1	1
Abernethy	Eric Alonzo, Jr.	1	1	1	2	9/11		H40W28T08	E	1	1	4	
Abernethy	Laura Mace	3	1	1	3	9		H36W48T10	EW	2	1	1	1

Last Name	First Name	Dsc	Typ	Mtl	Char	Cond	Mkr	Dimensns	Dir	Srf	T	Mo	C
Abernethy	Mary Agnes Ranson	1	2	1	3	9		H08W24T12	E	1	1	1	
Abernethy	William Borden, M.D.	1	2	1	3	9		H10W24T12	E	1	1		
** 035													
Patterson	(Family)	3	1	1	3	9		H14W24T14	E	1	2	1	1
Patterson	Blanche Pickard	1	2	1		9		H06W24T12	E	1	1		1
Patterson	Fred G.	1	2	1		9/10		H06W24T12	E	1	1		3
Patterson	Fred Geer, Jr.	3	2	1		1		H06W24T12	E	1	1		1
Patterson	Julia Baylor Shirley	3	2	1		1		H06W24T12	E	1	1		1
** 036													
Strowd	Kate Edmundson	1	1	1	3	9		H30W30T12	E	1	2		1
Strowd	Manly Dwight	1	1	1	3	8/9		H26W24T08	E	1	1		3
Strowd	Rev. Thomas W.	1	1	1	3	9		H30W30T12	E	1	2	5	1
** 037													
Pickard	Alfred A.	1	2	1		1		H12W26T10	W	1	1		1
Pickard	Bertha	1	2	1		1		H12W26T10	W	1	1		1
Pickard	George G.	1	1	1	3	9		H14W28T12	W	1	1	5	1
Pickard	Margaret Killough	1	2	1		1		H12W26T10	W	1	1		1
Pickard	Sarah Patterson	1	1	1	3	9		H14W28T12	W	1	1	2	1
** 038													
Pickard	(Family)	3	1	1	3	9		H28W48T10	EW	2	1		1
Pickard	Cora Belle Cheek	3	1	1	3	9		H38W48T14	EW	2	1		1
Pickard	John Frank	3	1	1	3	9		H38W48T14	EW	2	1		1
** 039													
Guthrie	John C.	1	1	2	3	2/9		H24W20T08	E	1	1		3
** 040													
Empty	(Strayhorn)	1		9									
** 041													
Lynch	Margarette Kirkpatrick	1	2	2		2/9		H04W20T24	E	1	1		3
Lynch	Mary Byrd	1	1	2	3	9		H14W26T14	E	2	2		3
Lynch	William, D.D.S.	1	2	2		2/9		H04W20T24	E	1	1		3
** 042													
Strowd	Bruce	1	1	1		1		H14W20T10	W	1	2		1
Strowd	Mary L.	1	1	1		7		H14W20T10	W	1	2		4
Strowd	Nell Craig	1	1	1		1		H14W20T10	W	1	1		1
Strowd	Wallace H.	1	1	1		9		H14W20T10	W	1	2		3
** 043													
ong	Ada L.	Reset hdstone & ftstone	1	2	3/6	2/6/9		H36W12T12	S	2	1		3
ong	Annie D.	Reset-marble base needs footing	1	1	2	3	2/10/13	H12W10T04	W	1	1		3

OLD CHAPEL HILL CEMETERY Section 2 - By Lot

Last Name	First Name		Dsc	Typ	Mtl	Char	Cond	Mkr	Dimensns	Dir	Srf	T	Mo	C
Long	Daniel Schuyler	- Reset	1	1	1	3	9		H30W24T10 E	1	1	3		
Long	Martha Ann	- Reset monument, base & footstone	1	1	2	3	2/9/13		H30W12T04 E	1	1	18	3	
** 044														
Graves	Margaret White		1	2	1		8/9		H06W24T12 E	1	1	1		
Graves	Thornton Shirley		1	1	1	3/7	8/9		H14W24T12 E	1	1	1		
Hollaway	Minnie Scott		1	1	2		2/8/9		H06W24T12 E	1	1	3		
** 045														
Fox	Junius C.		3	1	1	3	1		H24W38T14 E	1	1	1		
Fox	Margaret L.		3	1	1	3	1		H24W38T14 E	1	1	1		
Lloyd	(Family)		3	1	2	3	9		H30W36T10 EW	2	1	1		
Lloyd	Baby Son		1	1	2	3	8/9		H12W12T10 E	1	1	3		
Lloyd	John Thomas		1	2	1		1		H02W24T12 E	1	1	1		
Lloyd Fox	Junius Claude, Jr.		1	2	1		8		H00W24T12 E	1	1	3	1	
Lloyd	Rosa Horton		1	2	1		1		H02W24T12 E	1	1	1		
** 046														
Cheek	Bessie Durham		1	1	1		1		H12W24T12 E	1	1	1		
Cheek	June L.		1	1	1		1		H12W24T12 E	1	1	1		
Cheek	S. Jack		1	1	1		1		H12W24T12 E	1	1	1		
Cox	Floyd M.		1	1	1		1		H12W24T12 E	1	1	1		
Cox	Mildred Cheek		1	1	1		1		H12W24T12 E	1	1	1		
** 047														
Pickard	Minna Thelma		1	2	1		8		H08W26T10 W	1	1	1		
Pickard	Mittie		1	2	1		1		H08W26T10 W	1	1	1		
Pickard	Myrtle F.		1	2	1		1		H08W26T10 W	1	1	1		
** 048														
(Empty)														
Pickard	A. Clarence		1	2	1	5	9		H02W24T12 E	1	1	1		
Pickard	Louise Coffey		1	2	1		9		H02W24T12 E	1	1	1		
** 049														
Pickett	Jeannette		1	2	1		1		H04W24T12 E	1	1	1		
Pickett	Matilda J.		1	2	1		1		H04W24T12 E	1	1	1		
Pickett	Sidney N.		1	2	1		1		H04W24T12 E	1	1	1		
** 050														
Henderson	Cora Couch		3	1	1	3	1		H30W30T08 E	1	1	1	1	
Henderson	Henry Lewis		3	1	1	3	1		H30W30T08 E	1	1	1	1	
Henderson	W. J.	- Reset	1	1	2	3	8/9		H30W14T10 W	1	1	18	4	
Stephens	Margaret H.		3	1	1	2/3	9		H22W48T08 E	1	1	16	1	
Stephens	Thomas Lee	- Level	3	1	1	2/3	9		H22W48T08 E	1	1	16	1	

OLD CHAPEL HILL CEMETERY Section 2 - By Lot

Last Name	First Name	Dsc	Typ	Mtl	Char	Cond	Mkr	Dimensns	Dir	Srf	T	Mo	C
** 071													
Lawson	(Family)	3	1	9	1	1		H20W20T20 W	1	3	3		
Lawson	Estelle Ward	1	1	9	1	7		H08W14T08 E	1	3	1		
Lawson	Robert Baker	1	1	9	1/5	7		H08W14T08 E	1	3	1		
Page	(Family)	3	1	1	3	1		H30W48T10 W	1	1	1		
Page	Elizabeth Bass	1	2	1		12		H04W24T12 W	1	1	1		
Page	Estelle Lawson	1	2	1		12		H04W24T12 W	1	1	1		
Page	Julius Andrews	1	2	1		12		H04W24T12 W	1	1	1		
** 072													
Eubanks	(Family)	3	1	1	3	1		H42W36T12 W	1	2	1		
Eubanks	Lyda Harris	1	2	1		1		H08W24T12 W	1	2	1		
Eubanks	Margaret E.	1	2	1		1		H08W24T12 W	1	2	1		
Eubanks	Robert Allen	1	2	1		1		H08W24T12 W	1	2	1		
** 073													
Harris	(Family)	3	1	1	3	1		H26W48T08 EW	2	1	1		
Harris	John Wesley	1	1	1		1		H12W24T12 W	1	1	1		
Harris	Junius Thomas, Jr.	1	1	1		1		H12W24T12 W	1	1	1		
Harris	Lizzie Carr	1	1	1		1		H12W24T12 W	1	1	1		
Harris	Nannie Carr	1	1	1		1		H12W24T12 W	1	1	1		
** 074													
Royster	Carrie Belle Lake	3	1	1	3	9/10		H32W36T12 W	1	1	3		
Royster	James Finch, PhD, LL.D	3	1	1	3	9/10		H32W36T12 W	1	1	3		
** 075													
Pratt	Joseph Hyde	1	1	2	3/5	2/7/9		H26W32T14 W	1	1	3		
Pratt	Mary Bayley	1	4	2	3	9/11		H20W26T82 W	1	1	1	1	
** 076													
Pritchard	Josephine	1	2	1		1		H12W30T10 W	1	1	1		
** 077													
Benson	Hulda Wills	1	1	1	2	1		H26W26T10 W	1	1	1	1	
Wills	Henry C.	3	2	1		1		H08W45T12 W	1	1	1	1	
Wills	Rosa C.	3	2	1		1		H08W45T12 W	1	1	1	1	
Wills	Sgt. Charles Battle	1	1	2	2	7		H28W26T12 W	1	1	14	3	
** 078													
Fassett	Bertha Chester Smith	1	1	1	2/4	9/11		H60W24T10 E	1	1	3	3	
Fassett	Carol Ellen	1	2	2		2/9		H10W24T14 E	1	1	3		
Fassett	James Adams	1	2	2		2/9/11		H10W24T14 E	1	1	3		
Fassett	James Hiram	1	2	2		2/9		H10W24T14 E	1	1	3		
** 079													
Roth	Lula W.	1	1	2	3/5	6/12		H26W12T02 E	1	1	1	4	

OLD CHAPEL HILL CEMETERY Section 2 - By Lot

Last Name	First Name	Dsc	Typ	Mtl	Char	Cond	Mkr	Dimensns	Dir	Srf	T	Mo	C
** 080													
(Empty)													
** 081													
Cheek	Joseph Addison												
Cheek	Nancy Jane Andrews	1	2	2		12		H04W24T12 W	1	1		3	
Cheek-Markham	(Family)	1	2	2		12		H04W24T12 W	1	1			
Markham	John Wesley	3	1	2		9		H30W72T14 EW	2	1		3	
Markham	Luna Elizabeth Cheek	1	2	2		7/9		H04W24T12 W	1	1		3	
Markham	William Addison	1	2	2		12		H04W24T12 W	1	1		3	
		1	2	2		12		H04W24T12 W	1	1		3	
** 082													
Skaggs	Alma Stone												
Williams	James Malachi	1	1	2	3	9		H30W48T08 EW	2	1		3	
Williams	Lena Mae	3	1	2	3	2/9		H30W72T12 EW	2	1		3	
Williams	Lena Mae Stone	3	1	2	3	1		H30W72T12 EW	2	1	21	1	
		3	1	2	3	2/9		H30W72T12 EW	2	1		3	
** 083													
(Empty)													
* 084													
Hardesty	Elijah Deon, III												
Hardesty	Elijah Deon, Jr.	1	2	1		1		H04W24T12 E	1	1		1	
Hardesty	Lena Holder	3	1	1	3	1		H26W48T10 EW	2	1		1	
		3	1	1	3	1		H26W48T10 EW	2	1		1	
** 085													
Brooks	Infant Daughter												
— Reset & level													
** 086													
Pritchard	Emily A.												
Pritchard	Isaac Walter	1	1	1		1		H12W30T10 W	1	1		1	
Pritchard	John Wilson	1	1	1		1		H12W30T10 W	1	1		1	
Pritchard	Nettie N.	1	1	1		1		H12W30T10 W	1	1		1	
Pritchard	Thomas B.	1	1	1		1		H12W30T10 W	1	1		1	
Pritchard	Thomas B., Jr.	1	1	1	5	1		H12W30T10 W	1	1		1	
		1	1	1	5	9/11		H12W30T10 W	1	1		1	
** 087													
Davis	Birdie P.												
Davis	Royall O.E.	1	1	1		1		H12W24T12 W	1	1		1	
Evans	Adele Virginia	1	2	1		9		H06W24T12 W	1	1	5	1	
Pritchard	Geneva L.	1	2	1		2		H06W24T12 W	1	1		1	
Pritchard	J. Manning	1	2	1		1		H06W24T12 W	1	1		1	
Pritchard	Marjory E.	1	2	7		1		H00W20T10 W	1	3		1	
Pritchard	William N.	1	2	7		1		H00W20T10 W	1	3		1	
Pritchard	William N., Jr.	1	2	1		1		H06W24T12 W	1	1	5	1	
		1	2	1		1		H06W24T12 W	1	1		1	

OLD CHAPEL HILL CEMETERY Section 2 - By Lot

Last Name	First Name	Dsc	Typ	Mtl	Char	Cond	Mkr	Dimensns	Dir	Srf	T	Mo	C
** 088													
Roberson	Foy, M.D.	1	1	2	3	1		H14W28T14 W	1	1	3		
Roberson	Helen Grible	1	1	2	3	10		H14W28T14 W	1	1	1		
Roberts	Archer	1	2	1	5	1		H00W24T12 W	1	1	1		
Roberts	Betsy Woollen	1	2	1		1		H00W24T12 W	1	1	1		
Roberts	Charles Roberson	1	2	1		1		H00W24T12 W	1	1	1		
Woollen	Bessie Roberson	3	1	2		10		H14W28T14 W	2	1	3		
Woollen	Charles Thomas	3	1	2		10		H14W28T14 W	2	1	3		
Woollen	Charles Thomas, Jr.	1	1	2	5	10		H14W28T12 W	1	1	1		
Woollen	William Stone	1	2	1		1		H00W24T12 W	1	1	1		
** 089													
Hancock	Amanda D.	1	2	1		1		H04W20T10 W	1	1	1		
Hancock	Blanche Cole	1	1	2		5/9/10		H30W20T06 E	1	1	1	3	
Hancock	C.P.	1	1	2		2/5/10		H30W20T06 E	1	1	1	3	
Hancock	John M.	1	2	1		7/8		H05W20T10 W	1	1	3		
Johnson	Laver Hancock	1	1	1	3	1		H24W24T06 W	1	1	1		
** 090													
Bell	James Munsie	1	3	1		9/11		H06W36T84 E	1	1	3		
Bell	Mary Brawner	1	3	1		9/11		H06W36T84 E	1	1	3		
McKie	Elizabeth	3	1	1	3	1		H24W24T12 W	2	1	1		
McKie	Ethel Mankin	3	1	1	3	1		H24W24T12 W	2	1	1		
McKie	George McFarland	3	1	1	3	1		H24W24T12 W	2	1	1		
** 091													
Cheek	Catharine A. Stafford	3	1	1		9		H32W36T10 W	1	1	3		
Cheek	James M.	3	1	1	3	9		H32W36T10 W	1	1	3		
Cheek	James Marion, Jr.	3	1	1		9		H32W36T10 W	1	1	3		
Cheek	Nancy M. Boothe	3	1	1	3	9		H32W36T10 W	1	1	3		
** 092													
Stacy	Inez Koonce	3	1	1	3	2/9		H36W48T12 EW	2	1	9	1	
Stacy	Infant daughter	1	2	1		9/10		H12W24T12 W	1	1	3		
Stacy	Marvin Hendrix	3	1	1	3	2/9		H36W48T12 EW	2	1	9	1	
** 093													
Coxe	Alexander Bacon, III	1	1	1		9		H12W26T12 E	1	1	1		
Coxe	Frances Wagstaff	1	1	1		9		H12W26T12 E	1	1	1		
Wagstaff	(Family) — Reset (needs truck)	3	1	1	3	1		H30W48T12 EW	2	1	1		
Wagstaff	Henry McGilbert	1	1	1		9		H12W26T12 E	1	1	1		
Wagstaff	Henry McGilbert, Jr.	1	1	1	5	9		H12W26T12 E	1	1	1		
Wagstaff	Mary Stephens	1	1	1		9		H12W26T12 E	1	1	1		
** 094													
DeBerry	Lura M.	1	1	2	3	7		H18W24T12 W	1	1	3		
Ledbetter	Henry W. — Reset	1	1	2	3/7	27910		H18W24T12 W	1	1	3		

OLD CHAPEL HILL CEMETERY Section 2 - By Lot

Last Name	First Name	Dsc	Typ	Mtl	Char	Cond	Mkr	Dimensns	Dir	Srf	T	Mo	C
Carmichael	William Donald	3	1	2	3	1		H14W40T14	E	2	1	1	
Lester	Margaret McCaull Carmic.	1	2	1		1		H06W24T10	E	1	1	1	
Lester	Robert McDonald Jr.	1	2	1		1		H06W24T10	E	1	1	1	
** 101													
Tankersley	Virginia Poythress	1	1	1		7/8/9		H14W24T12	W	1	1	3	
Tankersley	William L.	1	1	1		9/11		H14W24T12	W	1	1	3	
** 102													
Council	Mabel Vaughan	1	1	1		7/8/9		H16W16T12	W	1	1	3	
Council	Z. Philip	1	2	1		9/10		H06W24T12	W	1	1	3	
Council	Zeb P.	1	1	1		7		H16W16T12	W	1	1	3	
** 103													
Lindsay	(Family)	3	1	1	3	9		H30W40T10	E	1	1	1	1
Lindsay	Blanche G.	1	2	1		8/10		H00W24T12	E	1	1	1	3
Lindsay	William E.	1	2	1		1		H00W24T12	E	1	1	1	3
Lindsay	William L.	1	2	1		7/8/10		H00W29T12	E	1	1	1	3
** 104													
(Empty)													
** 105													
Andrews	Crawford	1	2	2		2/9		H02W16T12	W	1	1	3	
Andrews	Ralph Preston	3	1	2	3	9		H36W36T10	W	1	1	3	3
Andrews	Recie Crawford	3	1	2	3	9		H36W36T10	W	1	1	3	3
Weedon	Charlotte Josephine Davi	3	1	1	3	1		H30W30T10	E	1	1	1	1
Weedon	Frederick Renfroe	3	1	1	3	1		H30W30T10	E	1	1	1	1
** 106													
Hampton	(Family)	3	1	1	3	9		H24W36T10	EW	2	1	3	
Hampton	Belle	1	2	1		8/9		H04W24T12	E	1	1	1	
Hampton	George Coggin	1	2	1		9		H04W24T12	E	1	1	1	
Hampton	Lelia	1	2	1		2/9		H04W24T12	E	1	1	1	
Hampton	May Brooks	1	2	1		2/9		H04W24T12	E	1	1	1	
Hampton	Wilbourne Littlejohn	1	2	1		9		H04W24T12	E	1	1	1	
** 107													
Ashe	Richard Henry	3	1	2		2/9		H56W08T08	4	4	1	3	
Grant	Richard Mitchell	3	1	2		2/9		H56W08T08	4	4	1	3	
Mitchell	Henry Eliot	3	1	2		2/9		H56W08T08	4	4	1	3	
Mitchell	Matthew Henry	3	1	2		2/9		H56W08T08	4	4	1	3	
Williams	Bertha C.	1	1	2	3	2/789		H30W26T08	E	1	1	1	3
Williams	Horace	1	1	2	3	2/9		H30W26T08	E	1	1	1	3
** 108													
Creel	Charles H.	1	1	2		2/7		H30W12T04	E	1	1	3	4

— Reset & level
— Reset

OLD CHAPEL HILL CEMETERY Section 2 - By Lot

Last Name	First Name	Dsc	Typ	Mtl	Char	Cond	Mkr	Dimensns	Dir	Srf	T	Mo	C
** 109													
Clark	Emma Augusta	1	2	1		9		H10W24T14 W	1	1		3	
Clark	William Darrow	1	2	1		9/10		H10W24T14 W	1	1		3	
** 110													
Carmichael	(Family)	3	1	1	2	1		H99W12T10 N	-	-	-	-	
Carmichael	May Waller	3	1	1	3	9		H14W40T14 EW	2	1	1	1	
Carmichael	William Donald	3	1	1	3	9		H14W40T14 EW	2	1	1	1	
Carmichael	William Donald III	1	2	1		1		H06W24T10 W	1	1	1	1	
** 111													
MacRae	(Family)	3	1	1	3	9		H30W60T08 E	1	1		3	
MacRae	Dora Virginia	1	2	1		9		H04W24T12 E	1	1		3	
MacRae	Lawrence	1	2	1		9		H04W24T12 E	1	1		3	
MacRae	Robert S., Jr.	1	2	2	5	9		H04W24T12 E	1	1		3	
MacRae	Robert Strange	1	2	1		9		H04W24T12 E	1	1		3	
* see note													
** 112													
Elliot	Mrs. Dora MacRae	1	2	10		13							
Elliot	Virginia D.	1	2	1		1		H04W24T12 E	1	1		1	
Jeffreys	Romulous S.	1	1	1	3	1		H24W24T08 E	1	1		1	
Little	(Family)	3	1	1	3	1		H36W60T15 EW	2	1		1	
Little	James William	1	2	1		1		H04W24T12 E	1	1		1	
Little	Sylvia Ingraham	1	2	1		1		H04W24T12 E	1	1		1	
Thompson	(Family)	3	1	1	3	1		H28W40T08 E	1	1		1	
Thompson	John F.	1	2	1		9/10		H04W24T12 E	1	1		3	
Thompson	Lillie Harris	1	2	1		9/10		H04W24T12 E	1	1		3	
** 113													
Lloyd	(Family)	3	1	1	2	9		H32W40T14 W	1	2	1	1	
Lloyd	Daisy H.	1	2	1		1		H06W24T12 E	1	1		1	
Lloyd	M. Louise	1	2	1		1		H06W24T12 E	1	1		1	
Lloyd	Needham T.	1	2	1		1		H06W24T12 E	1	1		1	
Lloyd	Paul N.	1	2	1		1		H06W24T12 E	1	1		1	
** 114													
Matthews	Ida Corene	1	1	2	2	2/7/13		H14W12T04 E	1	1		2	
Matthews	J. Lewis	1	2	1		9		H06W24T12 E	1	1		1	
* Reset & level													
** 115													
Wimberly	Minola E.	1	1	1	3	1		H30W24T10 E	1	1	1	1	
Wimberly	Oliver Perry	1	2	1		2		H06W24T12 E	1	1		1	
Wimberly	Perry L.	1	1	1	3	1		H30W24T10 E	1	1	1	1	
Wimberly	Susie H. Fourquran	1	1	1	3	1		H30W24T10 E	1	1	1	1	

* old marker lying against stone wall by George Clarke tomb
(See note in Sec. 1, RR11), p. 10

OLD CHAPEL HILL CEMETERY Section 2 - By Lot

Last Name	First Name	Dsc	Typ	Mtl	Char	Cond	Mkr	Dimensns	Dir	Srf	T	Mo	C
** 116													
Pickard	Infant dau.	1	2	1		9		H24W20T12 W	1	1		1	
Pickard	Maggie B.	1	1	1		1/11		H24W24T12 W	1	1		1	
Pickard	Nannie E.	1	1	1	3	1/11		H24W24T12 W	1	1		1	
Pickard	S.M.	1	1	1		7		H24W24T12 W	1	1		2	
Suggs	Elizabeth Ann	1	2	1		7/8		H04W24T12 W	1	1		1	
** 117													
Neal	(Family)	3	1	1	3	1		H99W30T12 EW	2	1	3	1	
Neal	Ada Guthrie	1	1	1		1		H14W26T14 W	1	1		1	
Neal	Infant Dau.	1	1	1		1		H14W26T14 W	1	1		1	
Neal	William Brumfield	1	1	1	5	1		H14W26T14 W	1	1		1	
** 118													
Pendergraft	(Family)	3	1	1	3	1/7		H30W42T10 E	1	1		1	
Pendergraft	Inez C. Pendergrass	1	2	1		9		H06W24T12 W	1	1		3	
Pendergraft	Lucy B. Creel	1	2	1		9		H06W24T12 W	1	1		3	
Pendergraft	Thomas Ruffin	1	2	1		9		H06W24T12 W	1	1		3	
Spear	(Family)	3	1	1	3	1		H24W30T08 EW	2	1		1	
Spear	James Fenly	1	2	1		7		H06W24T12 W	1	1		3	
Spear	Lt. James Fenly, Jr.	1	2	1	5	9		H06W24T12 W	1	1		3	
Spear	Nell Cole	1	2	1		1		H06W24T12 W	1	1		1	
** 119													
Pendergraft	(Family)	3	1	1	3	7/9		H36W36T12 W	1	2		1	
Pendergraft	Colonel Swain	1	2	1		9		H06W24T12 W	1	1		1	
Pendergraft	Josephine Crumpacker	1	2	1		9		H06W24T12 W	1	1		1	
Pendergraft	Mack	1	2	1		9/11		H06W24T12 W	1	1		1	
Pendergraft	Robert Lee	1	2	1		9		H06W24T12 W	1	1		1	
** 120													
Oakley	Lillie Christian	3	1	1	2/3	9		H30W60T12 E	1	1		1	
Oakley	Melba	1	1	2	2	2/9		H16W12T08 E	1	1	1	1	
Oakley	Stephen Ennis	3	1	1	2/3	9		H30W60T12 E	1	1		1	
** 121													
Winston	Eileen Barry	1	2	8		1		H00W10T06 E	1	3		1	
Winston	Josephine Wilkinson	1	2	1	3	9		H14W30T12 EW	2	1		3	
Winston	Patrick Henry	1	2	8		1		H00W10T06 E	1	3		1	
Winston	Patrick Henry	1	2	1	3/5	9/10		H14W30T12 EW	2	1		3	
** 122													
Harward	Albert T.	1	1	2	2	1		H14W14T04 W	1	1		3	
Harward	Minnie P.	3	1	1		1		H30W48T08 EW	2	1		1	
Harward	Thomas R.	3	1	1		1		H30W48T08 EW	2	1		1	
Henry	David Probasco	3	1	1	3	1		H30W40T10 W	2	1		1	
Henry	Lola H.	3	1	1	3	1		H30W40T10 W	2	1		1	

OLD CHAPEL HILL CEMETERY Section 2 - By Lot

Last Name	First Name		Dsc	Typ	Mtl	Char	Cond	Mkr	Dimensns	Dir	Srf	T	Mo	C
Proctor	Lewis O.													
Proctor	Madge Harward													
			3	1	1	3	1		H30W40T10	EW	2	1	1	
			3	1	1	3	1		H30W40T10	EW	2	1	1	
** 123														
Abernethy	Fleta Ramsey		1	1	2			9/10	H24W24T06	W	1	1	3	
Abernethy	Rev. Avery S.	— Reset	1	1	2	3		6/9/11	H26W18T04	W	1	1	3	
Ramsey	Josephine C.		1	1	1			9/10	H36W30T08	W	1	1	3	
** 124														
Hamilton	Eileen O'Brien		1	2	1			1	H06W24T12	E	1	1	1	
Hamilton	J. G. deRoulhac		1	2	1			9	H06W24T12	E	1	1	3	
Hamilton	Mary Thompson		1	2	1			9	H06W24T12	E	1	1	3	
** 125														
Hutchins	Phillip		1	1	2			2/9/10	H26W12T03	E	1	1	3	
Ward	Peggy		1	2	1			9/10	H06W24T12	E	1	1	3	3
Ward	William J.		1	2	1			1	H06W24T12	E	1	1	1	3
** 126														
Cady	Mary Read		1	2	2			2/9	H06W24T12	E	1	1	3	
Cady	William Anthony		1	2	2			2/9	H04W24T12	E	1	1	3	
Patten	Sarah Cady		1	2	2			2/9	H04W24T12	E	1	1	3	
Patten	Walter		1	2	2			2/8/9	H04W24T12	E	1	1	3	
Patten-Cady	(Families)		3	1	2			9	H30W60T12	EW	2	1	3	3
** 127														
Patten	Baby		1	2	2			9	H00W20T10	E	1	1	3	
Scott	Constance Patten		3	2	1			9	H02W52T12	E	1	1	1	
Scott	William Coleman		3	2	1			9	H02W52T12	E	1	1	1	
** 128														
Ray	Clyde R.		1	2	1			9	H04W20T10	E	1	1	3	
Ray	Eric Warren		1	2	1			1	H00W24T12	E	1	1	1	1
Ray	Lollie E. Roney		3	1		3		9	H30W36T10	E	1	1	20	3
Ray	William Henry		3	1		3		9	H30W36T10	E	1	1	20	3
** 129														
Foister	(Family)		3	1	1	3		9/11	H30W60T10	EW	2	1	3	
Foister	Nettie Ray		1	2	1			9	H06W24T12	E	1	1	3	
Foister	Robert Welch, Jr.		1	2	1			9	H06W24T12	E	1	1	3	
Foister	Robert Wesley		1	2	1			9	H06W24T12	E	1	1	3	
Vick	Lucille Foister		1	2	1			9	H06W24T12	E	1	1	3	
** 130														
Coenen	Anne Crawford		1	2	1			9	H00W20T10	W	1	1	1	
Coenen	Frederic Edward, PhD.		1	2	1			9	H06W24T12	E	1	1	1	
Cluttz	Adam Alexander		1	2	1			9	H06W24T12	E	1	1	1	

Last Name	First Name		Dsc	Typ	Mtl	Char	Cond	Mkr	Dimensns	Dir	Srf	T	Mo	C											
Burch	Peter L.		1	2	1			9	H12W24T12	W	1	1	1	1											
Kelly	Ruth Burch		1	2	1			1	H12W24T12	W	1	1	1	1											
Shores	Mary Frances Burch		1	2	1			9	H12W24T12	W	1	1	1	1											
** B08																									
EMPTY																									
** B09																									
EMPTY																									
** B10																									
Leonard	Grady Hill	} Reset	3	1	1	3	9/10	H26W60T09	W	1	1	1	3												
Leonard	Mamie Pickard														3	1	1	3	9/10	H26W60T08	W	1	1	1	3
** B11																									
Erhman	Ada Cathrine	} Reset & level	3	1	1	3	9/10	H24W36T08	W	1	1	1	3												
Erhman	Harry C.														3	1	1	3	9/10	H24W36T08	W	1	1	1	3
** B12																									
Sadler	Alton Guy	}	3	1	1	3	1	H24W36T08	W	1	1	1	1												
Trimble	Hazel Gray														3	1	3	1	1	H30W26T12	W	1	3	1	1
Trimble	Ralph McCoy														3	1	3	1	1	H30W26T12	W	1	3	1	1
** B13																									
Eastman	Jane Ellis	}	3	2	1		1	H06W28T14	W	1	1	1	1												
Eastman	Sidney L.														3	2	1		1	H06W48T14	W	1	1	1	1
** B14																									
Reilley	Charles Norwood		1	2	1	3	1	H20W30T10	W	1	1	1	1												
Reilley	Marie Norwood														1	2	1	3	1	H20W30T10	W	1	1	1	1
** B15																									
Street	(Family)		3	1	1	3	9	H24W36T10	EW	2	1	1	1												
Street	James														1	2	1		9	H04W24T12	E	1	1	1	1
Street	Lucy O.														1	2	1		9	H04W24T12	E	1	1	1	1
** B16																									
Morris	(Family)		3	1	1	3	1	H30W48T10	EW	2	1	1	1												
Morris	Elizabeth M.														1	2	1	3	9	H12W30T18	E	1	1	1	1
Morris	Wilbur W. "Lew"														1	2	1	3	9	H12W30T18	E	1	1	1	1
** B17																									
Richardson	Treva	}	3	1	4	3	1	H30W24T06	W	1	1	1	1												
Richardson	William Perry														3	1	4	3	1	H30W24T06	W	1	1	1	1
** B18																									
EMPTY																									

OLD CHAPEL HILL CEMETERY Section 3 - By Lot

Last Name	First Name	Dsc	Typ	Mtl	Char	Cond	Mkr	Dimensns	Dir	Srf	T	Mo	C
** C18													
Linker	(Family)	3	1	1	3	1		H24W48T08	EW	2	1	1	
** C19													
Fowler	Bianca Pickett	1	2	1		7/8		H05W20T10	W	1	1	1	
Fowler	Edward John	1	2	1		1		H05W20T10	W	1	1	1	
** C20													
Fowler	Brunage Vista	1	2	2		7/9		H02W18T24	W	1	1	3	
** D01													
Pickard	(Family)	3	1	1	3	1		H30W60T10	EW	2	1	1	1
Pickard	Charles C[lifford]	1	2	1		9/11		H02W24T12	E	1	1	3	
Pickard	Cora W.	1	2	1		7/8		H02W24T12	E	1	1	1	
Pickard	James M.	1	2	1		1		H02W24T12	E	1	1	1	
** D02													
EMPTY													
** D03													
Fowler	Flora Daniel	1	2	1		1		H06W24T12	E	1	1	1	
Fowler	J. Alonza	1	2	1		1		H06W24T12	E	1	1	1	
** D04													
Dashiell	Clara Sylvia Knowles	3	1	2	2/3	9		H80W18T10	EW	2	1	1	3
Dashiell	Frederick Knowles	3	1	2	3	9		H80W18T10	EW	2	1	1	3
Dashiell	John Frederick	3	1	2	3	9		H80W18T10	EW	2	1	1	3
Smith	Dorothy Ann D[ashiell]	3	1	2	3	9		H80W18T10	EW	2	1	1	3
** D05													
Andrews	(Family)	3	1	2	3	9		H24W36T10	E	1	1	3	
Andrews	Allye White	1	2	2		2/9		H02W24T12	E	1	1	3	
Andrews	R. Clyde	1	2	2		2/9		H02W24T12	E	1	1	3	
** D06													
Kelly	Miss M.L.	1	1	1	2	7/13		H48W30T12	W	1	1	12	3
Morrissey	Rev. Francis J., D.D.	1	1	1		7		H30W30T10	W	1	1	3	3
** D07													
Wadsworth	(Family)	3	1	1	3	9		H14W42T10	E	1	1	1	
Wadsworth	?	1	1	9		1		H18W16T18	EW	0	0	0	
Wadsworth	Lallah Palmer	1	2	1		1		H04W24T12	E	1	1	1	
** D08													
Emory	(Family)	3	1	1	3	11		H22W36T12	EW	2	1	1	
Emory	Mary Dortch	1	2	1		9		H02W24T12	E	1	1	3	

← Cross down; needs
truck
↖ Reset & level

OLD CHAPEL HILL CEMETERY Section 3 - By Lot

Last Name	First Name	Dsc	Typ	Mtl	Char	Cond	Mkr	Dimensns	Dir	Srf	T	Mo	C
Carter	Sophie F.	1	2	2		9		H03W24T12 W	1	1		3	
** K04													
Carter-Gobbel	(Families)	3	1	1	3	1		H28W48T10 EW	2	1		1	
Gobbel	John T., Jr.	1	2	1		9		H02W24T12 W	1	1		3	
Gobbel	John Temple	1	2	1		9		H02W24T12 W	1	1		3	
** K05													
Greer	(Family)	3	1	1		1		H28W48T08 EW	2	1		1	
Greer	Isaac G.	1	2	1		9		H05W24T12 W	1	1		3	
Greer	Willie Spainhour	1	2	1		9		H05W24T12 W	1	1		3	
** K06													
Hancock	John Leland	1	1	1		11		H18W24T12 W	1	1		1	
** K07													
Kear	(Family)	3	1	1	3	11		H30W28T08 EW	1	1		1	
Kear	Harry A.	1	2	8	5	9		H02W24T12 W	1	3	3	1	
** K08													
Creel	Addie M.	3	1	1	3	1		H30W48T10 EW	2	1	1	1	
Creel	Thomas B.	3	1	1	3	1		H30W48T10 EW	2	1	1	1	
** K09													
Sparrow	Don William	1	1	1	3	9		H36W34T10 W	1	1		1	
Sparrow	Pearl Hancock	1	2	1		7		H06W24T12 W	1	1		1	
** K10													
Tatum	Walter Robert	1	2	2		9		H02W24T12 W	1	1		3	
** K11													
Tatum	(Family)	3	1	2	2	1		H56W76T12 EW	2	1	1	1	
Tatum	James Moore	1	2	2		9		H02W24T12 E	1	1		3	
** K12													
Gouger	John Lewis	1	2	8		1		H05W26T14 E	1	3		1	
** K13													
Smith	William Thomas	1	1	2	3	9		H24W36T06 E	1	1		3	
** K14													
Danziger	(Family)	3	1	1	3	11		H40W48T12 EW	2	1		1	
Danziger	Edward Gustav	1	2	1		8/9		H02W24T12 E	1	1		3	
Danziger	Emily Julia	1	2	1		9		H02W24T12 E	1	1		3	
** K15													
EMPTY													

OLD CHAPEL HILL CEMETERY Section 3 - By Lot

Last Name	First Name	Dsc	Typ	Mtl	Char	Cond	Mkr	Dimensns	Dir	Srf	T	Mo	C
** K16													
Peacock	(Family)	3	1	1	3	1		H30W48T10 EW	2	1	1		
Peacock	Erle Ewart	1	2	1		2		H04W24T12 W	1	1	1		
** K17													
Paine	(Family)	3	1	1	3			H30W36T08 EW	2	1	1		
Paine	Alice Thompson	1	2	1	3	11		H06W24T12 W	1	1	1		
Paine	Gregory L.	1	2	1		1		H06W24T12 W	1	1	1		
Pickell	Clarence Newton	1	2	2	3	9		H18W24T12 EW	2	1	3		
** K18													
Ashworth	Loula Joyce	1	2	1		9/11		H04W24T12 W	1	1	3		
Ashworth	William Haile	1	2	1		9/11		H04W24T12 W	1	1	3		
Jefferson	(Family)	3	1	1	3	10		H24W38T08 EW	2	1	1		
Jefferson	C. Bonner	1	2	1	5	11		H04W24T12 W	1	1	1		
** K19													
Madry	(Family)	3	1	1	3	1		H26W24T10 W	1	1	1		
Madry	Maggie Lee	1	2	1		7		H06W24T12 W	1	1	1		
Madry	Robert Wilson	1	2	1	5	11		H06W24T12 W	1	1	1		
** K20													
Jenkins	(Family)	3	1	1	3	9		H30W32T06 W	1	1	1		
Jenkins	Annie K.	1	2	1		7		H05W24T12 2	1	1	1		
Jenkins	Franklin M.	1	2	1	5	1		H05W24T12 W	1	1	1		
** L01													
EMPTY													
** L02													
Durham	Moody W.	3	1	1	3	9		H26W48T08 EW	2	1	3		
Durham	Ollie Scott	3	1	1	3	9		H26W48T08 EW	2	1	3		
** L03													
Smith	Blanche Lee	3	1	1	3	9		H26W48T08 W	1	1	1	3	
Smith	George W.	3	1	1	3	9		H26W48T08 W	1	1	1	3	
** L04													
Teague	Michael Edward	2	1			7/11		H04W24T12 W	1	1	3		
** L05													
McGalliard	(Family)	3	1	1	3	1		H26W48T08 EW	2	1	1		
McGalliard	Agnes Presson	1	2	1		1		H05W24T12 E	1	1	1		
McGalliard	John C.	1	2	1		1		H05W24T12 E	1	1	1		
McGalliard	Kathryn D.	1	2	1		1		H05W24T12 E	1	1	1		
McGalliard	William Theodore	1	2	1		1		H05W24T12 E	1	1	1		

Reset

OLD CHAPEL HILL CEMETERY Section 3 - By Lot

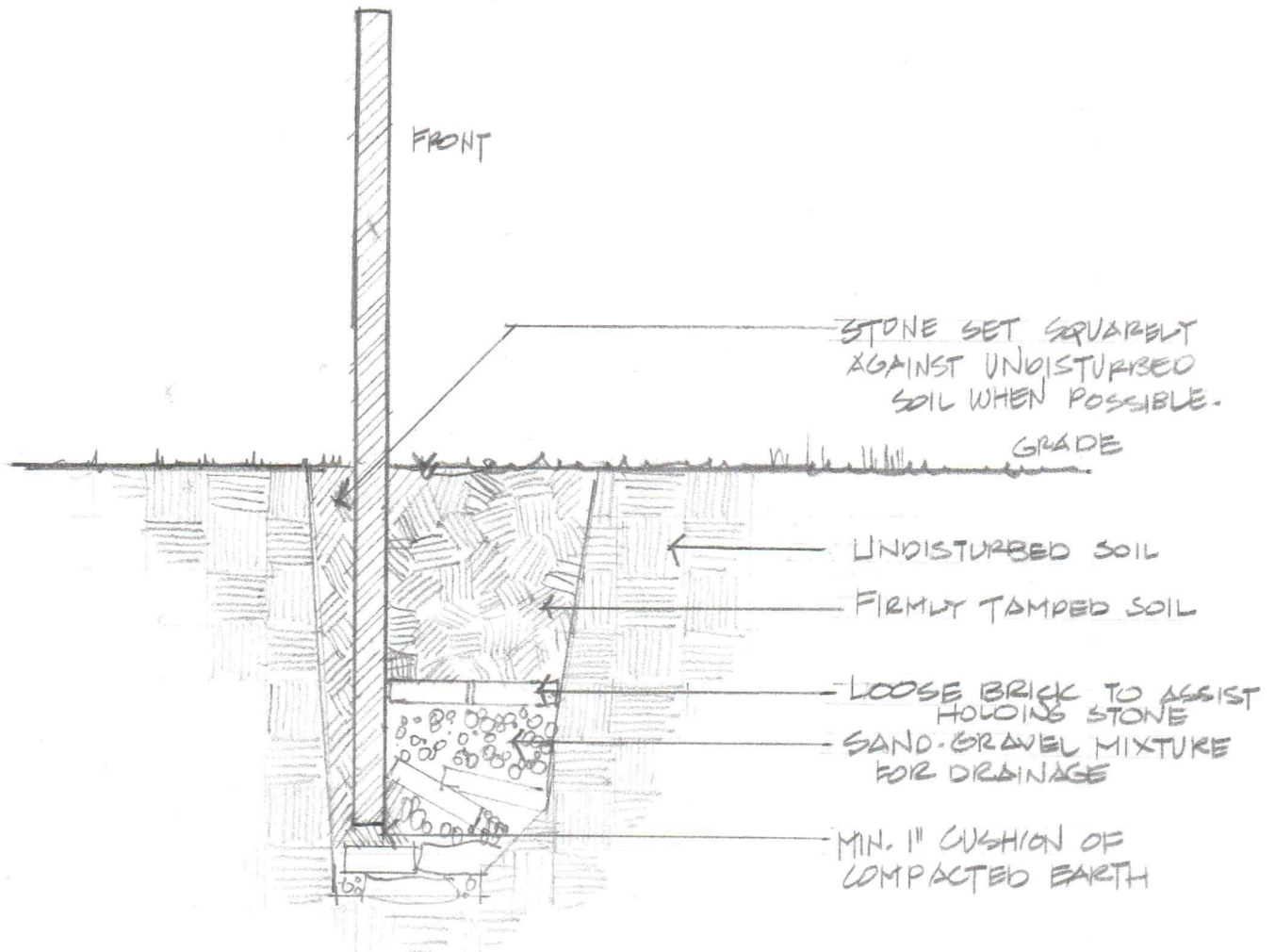
Last Name	First Name	Dsc	Typ	Mtl	Char	Cond	Mkr	Dimensns	Dir	Srf	T	Mo	C
** L06													
Earnhardt	(Family)	3	1	1	3	10		H30W48T10	EW	2	1	1	
Earnhardt	Donnie Mae	1	2	1		8/9		H00W24T12	E	1	1	3	
** L07													
EMPTY													
** L08													
Brooks	Clyde Kenneth	1	2	8		1		H02W24T12	W	1	3	3	1
** L09													
Weaver	(Empty)												
** L10													
EMPTY													
** L11													
EMPTY	("E" corner markers)					1							
** L12													
Allen	Nancy Weaver					10							
Weaver	(Family)	3	1	1	3	9		H26W42T80	EW	2	1	1	
Weaver	Charles Ross	1	2	1		1		H00W24T12	W	1	1	1	
Weaver	Frankie Kilpatrick	1	2	1		8		H00W24T12	W	1	1	1	
** L13													
Brooks	(Family)	3	1	1	3	9		H30W38T10	EW	1	1	1	
Brooks	Clyde K., Jr.	1	2	8		1		H02W24T12	E	1	3	3	1
Brooks	Clyde Kenneth III	1	2	1		2/9		H02W24T12	E	1	1	3	
** L14													
Jente	(Family)	3	1	1	3	10		H26W41T12	EW	2	1	9	1
Jente	Frances H.	1	2	1		7/8		H00W24T12	W	1	1	1	
Jente	Richard	1	2	1		7/8		H00W24T12	W	1	1	1	
** L15													
Jones	(Family)	3	1	9	1	11		H16W24T24	E	1	3	1	
Jones	William Henry	1	2	9	1	1		H02W12T08	E	1	3	1	
** L16													
Kopec	(Family)	3	1	1	3	9		H26W48T10	EW	2	1	3	
** L17													
Little	Joseph W.	3	1	1	3	1		H24W36T06	E	1	1	1	1
Little	Katie P.	3	1	1	3	1		H24W36T06	W	1	1	1	1

OLD CHAPEL HILL CEMETERY Section 3 - By Lot

Last Name	First Name	Dsc	Typ	Mtl	Char	Cond	Mkr	Dimensns	Dir	Srf	T	Mo	C
** N19													
Maynard	(Family)	3	1	1	3	1		H30W60T12	EW	2	1	1	1
Maynard	John Luther	1	2	1		9		H02W24T12	E	1	1	1	3
Maynard	Lizzie Ferguson	1	2	1		9		H02W24T12	E	1	1	1	1
** N20													
Maynard	Infant son	1	2	1		9		H06W20T10	E	1	1	1	1
** 001													
Crawford	Orpah E.	3	1	1	2/3	1		H20W48T06					
Crawford	Otis M.						3	1	1	2/3	1	H20W48T06	E
} Reset & level													
** 002													
Sherrill	Robert H.	1	2	1		10/13		H04W24T12	E	1	1	3	
** 003													
Ross	(Family)	3	2	1	1			H06W78T18	E	1	1	1	
Ross	Charles T.	1	2	1		1		H06W24T12	E	1	1	1	
Ross	Mabel Lynch	1	2	1		1		H06W24T12	E	1	1	1	
** 004													
Murphy	(bench only in this lot)			1		1		H14W40T14					
** 005													
Clegg	Mary Frances Wheeler	1	2	1		8		H02W18T24	W	1	1	3	
** 006													
EMPTY													
** 007													
Hedgepeth	(Empty)												
** 008													
Boettcher	Carl	3	1	1		9		H30W34T14	E	1	1	1	
Boettcher	Emilie						3	1	1	9	H30W34T14	E	1
** 009													
Hill	Mable T.	3	1	1	3	1		H30W48T09	EW	2	1	1	1
Hill	Vernon A.						3	1	1	3	1	H30W48T08	EW
** 010													
Hannafor	Thomas L., Jr.	1	2	1		1		H00W24T12	E	1	1	1	
Hardre	Jacques	1	1	1		1		H12W24T10	E	1	1	3	1
Lyons	(Family)	3	1	1	3	1		H32W42T10	EW	2	1	1	
Lyons	John Coriden	1	2	1	5	1/11		H04W24T12	E	1	1	1	

NOTES:

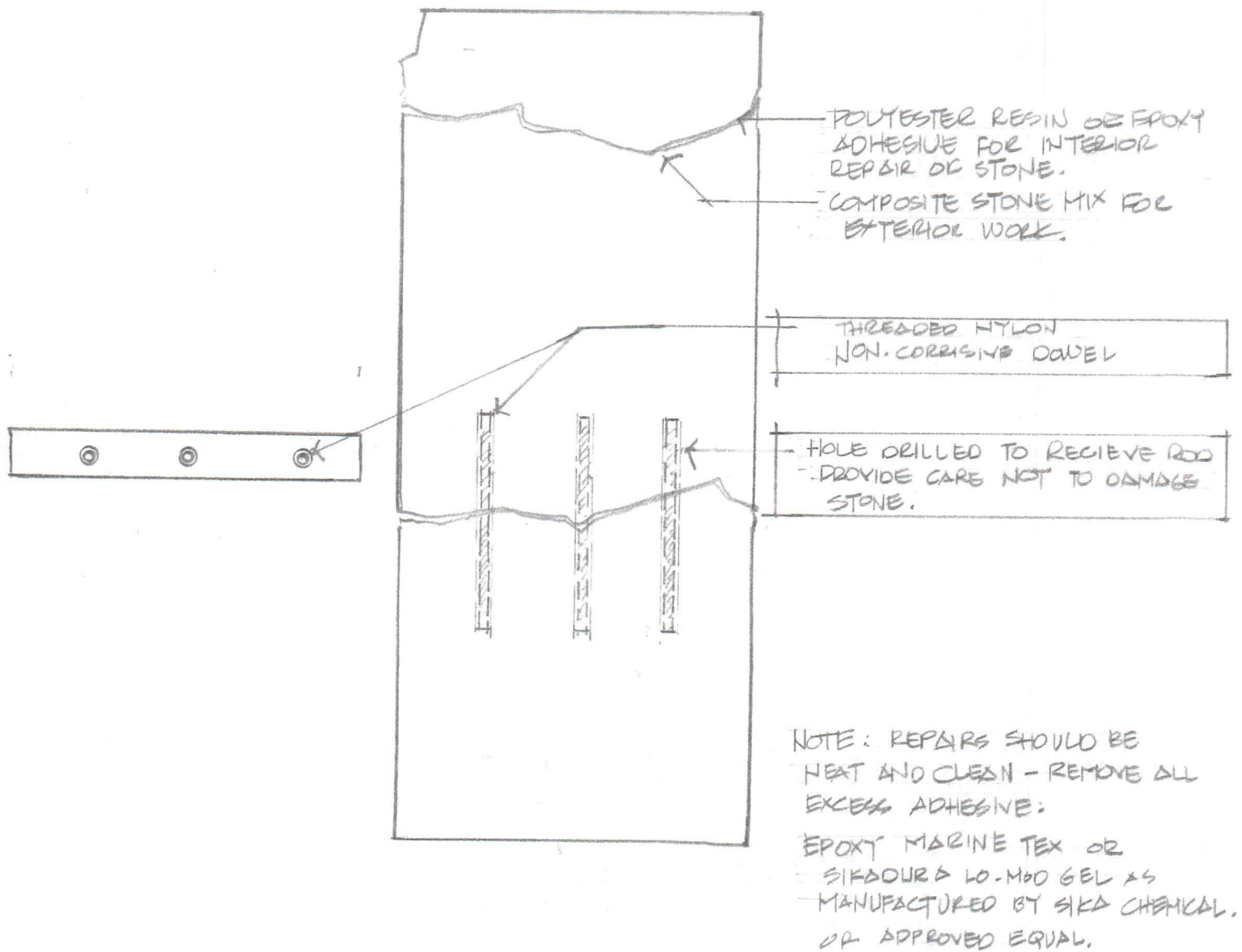
LAY A DRY FRAGMENT BASE COVERED WITH SOIL, SUPPORT TEMPORARILY WITH BRICK FRAGMENTS AND FILL WITH A MIXTURE OF SAND AND GRAVEL FOR DRAINAGE. CHECK FOR LEVEL AND PLUMB - FILL WITH TOPSOIL AND TAMP.




RESETTING STONES - DETAIL SECTION

SCALE: 1" = 1' 0"


NOTE: STONE SIZE WILL VARY




MARKER STONE REPAIR



Sec A, Lot B19




Sec A, Lot B07




Sec A, Lot B19




Sec A, Lot G17




Sec A, Lot F03




Sec A, Lot G24




Sec A, Lot G13




Sec A, Lot J25




Sec A, Lot H20



Sec A, Lot H07



Sec A, Lot J25



Sec B, Lot N01




Sec B, Lot M08



Sec B, Lot N01




Sec B, Lot M10



Sec B, Lot M11




Sec B, Lot N25



Sec B, Lot M10

Sec B, Lot M11




Sec B, Lot M10

Sec B, Lot M11



Sec B, Lot R24




Sec B, Lot R24





Sec B, Lot N26




Sec B, Lot N26




Sec B, Lot R19






Sec B, Lot S26



Sec I, Grid CC22




Sec I, Grid CC17




Sec I, Grid CC22




Sec I, Grid EE18



Sec I, Grid EE18




Sec I, Grid JJ21



Sec I, Grid II19




Sec I, Grid JJ21




Sec I, Grid II25




Sec I, Grid LL15




Sec I, Grid II26




Sec I, Grid II24




Sec I, Grid 0008



Sec I, Grid 0008




Sec I, Grid 0006



Sec I, Grid 0006



Sec I, Grid 0009




Sec I, Grid 0011




Sec I, Grid 0009



Sec I, Grid NN05



Sec I, Grid QQ09




Sec I, Grid RR05




Sec I, Grid QQ10




Sec I, Grid RR10



Sec I, Grid RR12




Sec I, Grid RR12




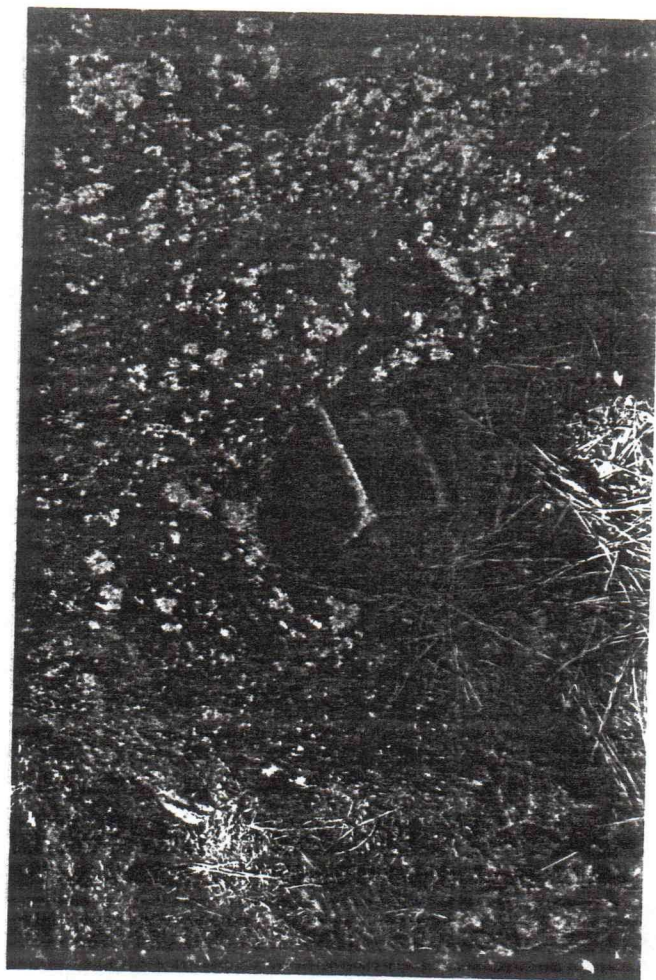
Sec I, Grid RR11



Sec II, Lot 012



Sec 2, Lot 018



Sec 2, Lot 003

GILLES, RAY
 BORN JAN. 23, 1953
 MAR. 6, 1990