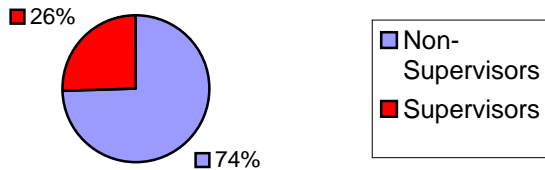


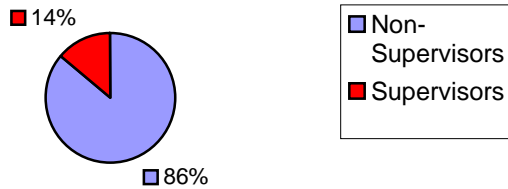
13 - Distribution of All Town Employees by Race December 2006

Percentage of White Employees in Supervisory Positions



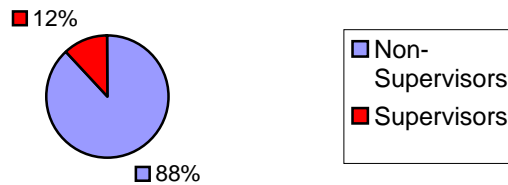
Non-Supervisors	289	74%
Supervisors	99	26%
Total	388	

Percentage of Black Employees in Supervisory Positions



Non-Supervisors	222	86%
Supervisors	36	14%
Total	258	

Percentage of Other Employees in Supervisory Positions



Non-Supervisors	22	88%
Supervisors	3	12%
Total	25	

	Employees	Supervisors	
White	375	94	25%
Black	260	38	15%
Other	23	2	9%
Total	658	134	20%