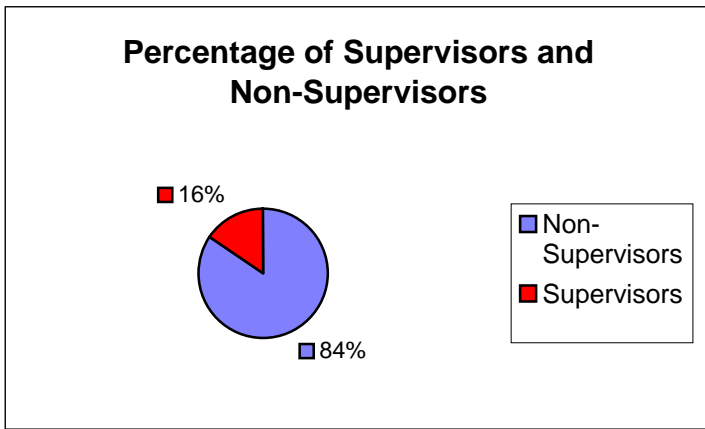
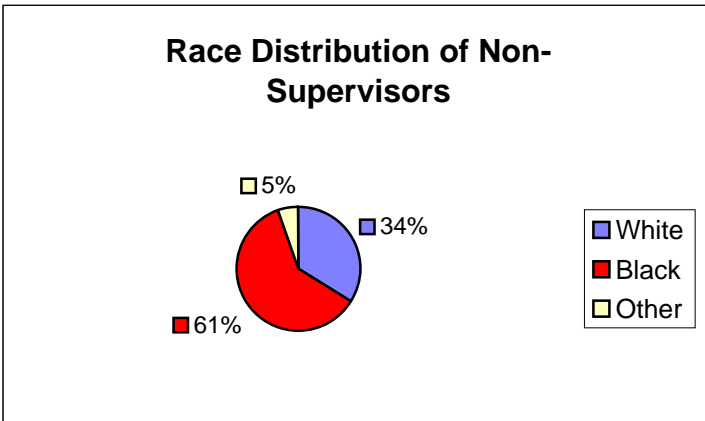


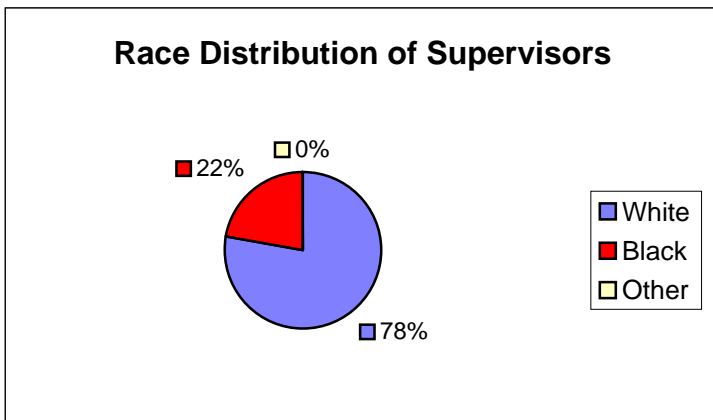
9 - Distribution of Supervisors by Race in the Public Works Department December 2006



Non-Supervisors	97	84%
Supervisors	18	16%
Total	115	



White	33	34%
Black	59	61%
Other	5	5%
Total	97	



White	14	78%
Black	4	22%
Other	0	0
Total	18	

	Supervisors	Non Supervisors	Total
White	14	33	47
Black	4	59	63
Other	0	5	5
Total	18	97	115