

TOWN OF CHAPEL HILL
306 N. COLUMBIA STREET
CHAPEL HILL, NORTH CAROLINA 27516

August 27, 2004

Tel: (919) 968-2755

Ms. Nancy Suttentfield
Vice Chancellor of Finance and Administration
302 South Building, CB #1000
University of North Carolina
Chapel Hill, N.C. 27599

Dear Vice Chancellor Suttentfield:

Enclosed for your review and signature are four copies of the July 1, 2004 through June 30, 2005 Agreement for Public Transportation Services between the Town of Chapel Hill and the University of North Carolina at Chapel Hill. This document outlines the terms and conditions by which Chapel Hill will operate transit services and the level of participation by the University according to our previous discussion of services.

This Agreement divides the transit system costs among the Town of Chapel Hill, the Town of Carrboro, and the University according to an earlier agreement for fare free service. In the Agreement the University pays the full cost of certain "University" services and shares the remaining costs consistent with the population based allocation formula used in recent years. The University services that are fully allocated to the University are as follows:

- C Exp (2cd bus)
- FCX Express
- HU Express
- JFX Route
- NU Route
- N/S (Exp service only)
- RU Route
- U Route

The allocation for the remaining costs has increased slightly for the University. The University percentage is 38.21% for this contract compared to 37.46% last year.

If you find this Agreement to be satisfactory and in order, please sign (but not date) and return all four copies of the agreement for execution by the Town. After the Agreement has been fully executed, one copy with original signatures will be returned for your records.

If you have any questions or concerns about the contents, please contact Mary Lou Kuschatka, Chapel Hill's Director of Transportation. Thank you for your attention to this request.

Sincerely,

W. Calvin Horton
Town Manager

Cc: Carolyn Elfland, Vice Chancellor for Campus Services
Mary Lou Kuschatka, Transportation Director

STATE OF NORTH CAROLINA

AGREEMENT FOR PUBLIC

COUNTY OF ORANGE

TRANSPORTATION SERVICES

AGREEMENT for Public Transportation Service dated this the _____ day of _____, 2004, by and between the Town of Chapel Hill, a North Carolina municipal corporation, and the University of North Carolina at Chapel Hill, an agency of the State of North Carolina.

1. PURPOSE OF THE AGREEMENT

The purpose of this Agreement is to establish a contractual basis for payments by the University of North Carolina at Chapel Hill to the Town of Chapel Hill, in accordance with the statutory authorization in G.S. 116-44.4(m), "To provide bus service or other transportation systems and facilities, including payments to any public or private transportation system servicing University students, faculty or employees."

2. TERM

This Agreement relates to the provision of public transportation services by the Town of Chapel Hill to the University for the period July 1, 2004 through June 30, 2005.

3. SERVICE TO BE PROVIDED:

- A. The Town of Chapel Hill will operate fixed route transit service throughout the Chapel Hill, Carrboro and the University of North Carolina community as outlined in Appendix A, Chapel Hill Transit Service Summary and Appendix B, Chapel Hill Transit Service Calendar. Specific service expansions are described in section 3-E. Complete route maps and schedules and any corresponding corrections or supplements contained in the Chapel Hill Transit Guide are incorporated into this agreement by reference. In addition, the Town of Chapel Hill will provide up to five "Tripper" buses, to handle additional demand on any of the weekday fixed route services. These vehicles will operate up to eight hours a day combined. Initial use of "Tripper" buses as shown in Appendix A may be modified based on actual ridership. There will be no additional cost to the University for this tripper service.
- B. Shared Ride Service (Evenings and Sunday) will be provided during full service weekday evenings from 6:15 p.m. to 12:45 a.m., during reduced service weekday evenings from 6:15 p.m. to 10:00 p.m., during full service Sundays 9:30 a.m. to 11:00 p.m. and on reduced service Sundays from 9:30 a.m. to 5:30 p.m. Shared Ride Services will be provided on a demand responsive basis.
- C. Shared Ride Feeder Service will be provided year-round during weekdays from 6:45 am to 6:15 p.m., from designated neighborhoods where fixed route services do not operate. Shared Ride Services will be provided on a demand responsive basis to transport patrons to and from designated stops where fixed route services are available.
- D. EZ Rider Service using lift-equipped buses, vans, or sedan-type vehicles will operate on a demand responsive basis providing transportation service as required under the Americans with Disabilities Act. Service will be provided on weekdays from 6:15 a.m. to 6:15 p.m., and Saturdays from 8:30 a.m. to 6:30 p.m. EZ Rider patrons may also use the Evening and Sunday Shared Ride services described in section 3-B. Eligibility criteria for this service will be based on certification of a mobility-impairment and will be the same as that used for Chapel Hill and Carrboro citizens.

E. Service expansions and deletions: Bus routes will be similar to those operated in FY2003-04. Schedules for bus routes will change as follows:

1. The JFX Route was increased with additional earlier AM trips at 5:30 and 6:00 a.m.
2. The S Route was changed slightly to include service on Bowles Drive. The S Route no longer serves the Hedrick Building.
3. The V Route was modified slightly to include service to the Hospital from both the Meadowmont and Southern Village ends of the route.

4. PAYMENT

The total cost of Chapel Hill Transit services for 2004-05 will be \$11,416,600, and the net cost to be funded by the partners is \$8,433,648. The total revenue hours of service provided for 2004-05 is 140,675.43. The cost per revenue hour of service is \$59.95.

The University will pay to the Town of Chapel Hill the sum of \$4,766,871. This amount will be paid in the monthly installments of \$397,239 due on the first day of each month. The total amount includes the fully allocated routes listed below and a 38.21% share of the budgeted annual net cost of the transit system.

C Exp (2nd bus)	58,919
FCX	463,042
HU Route	409,411
JFX	218,755
N/S (Exp only)	83,091
NU Route	447,860
RU Route	403,821
U Route	<u>414,606</u>
	\$2,499,504

Fully Allocated Costs –		= \$2,499,504
Net Cost of Service	\$5,934,144 x 38.21%	= <u>\$2,267,367</u>
	(38.2088%)	\$4,766,871

5. YEAR-END FINANCIAL AUDIT

To the extent that the Town's annual financial audit shows that actual year-end cost and revenues have changed from the budgeted amounts used to calculate each partner's costs, adjustments will be made by either a refund or an invoice for final payment.

6. AMENDMENTS, MODIFICATIONS AND RE-NEGOTIATIONS

It is understood and agreed that by mutual agreement of the Town of Chapel Hill and the University of North Carolina at Chapel Hill, this Agreement may at any time be modified, but such modification shall not be valid unless in writing and signed by both parties. It is understood and agreed that both parties, through their representatives, shall confer no later than November 15, 2004, to consider any adjustments to the 04-05 schedule for the 2005 spring semester and to begin considering service elements covering the periods beyond June 30, 2005. Discussion and negotiations shall be undertaken on a timely basis so as to have executed an agreement for the 2005 – 2006 service year no later than June 30, 2005.

APPENDICES

- Appendix A, Chapel Hill Transit Service Summary
- Appendix B, Chapel Hill Transit Service Calendar
- Appendix C, Chapel Hill Transit Fare Schedule

This the _____ day of _____, 2004

In Witness whereof, the parties hereto have duly authorized and caused this Agreement to be executed as their official act.

TOWN OF CHAPEL HILL


UNIVERSITY OF NORTH CAROLINA
AT CHAPEL HILL

Florentine Fuller
Acting Town Manager

Nancy D. Tuttlefield
Vice Chancellor for Administration
FINANCE AND

Attest:

Andra K. Coakley
Town Clerk



Godi Frantz

Approved as to form and authorization

Ralph D. Kasprison
Town Attorney

This instrument has been pre-audited in the manner required by the Local Government Budget and Fiscal Control Act.

[Signature]
Finance Officer

Mary Lou Kuschatka
Director of Transportation

REDUCED SERVICE WEEKDAY SERVICE SUMMARY

EFFECTIVE August 2, 2004
Revised August 24, 2004

FISCAL YEAR 2003

FIXED ROUTE SERVICES

Route	Revenue Miles	Revenue Deadhead Miles	Hours	Tripper Hours	Scheduled Speed	First Service Stop	Last Service Stop	AM Peak	Midday	PM Peak	Evenings	Total Buses
								Headway # Buses	Headway # Buses	Headway # Buses	Headway # Buses	
A	334.30	6.30	24.67	0.00	13.55	6:35 AM	7:42 PM	20/60 3	40/80 2	20/40 3	0	56
CM	196.90	12.00	13.62	0.00	14.46	6:10 AM	7:32 PM	40 40	40 40	40 40	0	56
CW	185.60	24.00	10.97	0.00	16.92	6:30 AM	6:30 PM	40 40	60 60	40 40	0	56
CL	81.50	11.20	6.30	0.00	12.94	7:07 AM	7:18 PM	60 1	0 0	60 1	0	56
CPX	188.10	10.43	10.43	0.00	18.03	5:45 AM	6:55 PM	15 2	0 0	15 2	0	56
D	576.50	16.40	39.36	0.00	14.65	6:07 AM	7:29 PM	20 4	40 2	15 4	0	56
F	423.60	25.30	34.90	0.00	12.14	6:15 AM	8:26 PM	15/35 3	40/50 2	15/35 3	0	56
FCX	405.00	102.60	30.65	0.00	13.21	5:55 AM	8:24 PM	5/10 6	0 0	5/10 4	0	56
G	347.10	25.50	30.27	0.00	11.47	6:25 AM	7:03 PM	15/60 3	0 0	25/35 3	0	56
HS	91.70	4.80	3.50	0.00	26.20	7:05 AM	5:51 PM	30 1	0 0	30 1	0	56
HU	425.60	55.00	27.10	0.00	15.70	6:00 AM	10:25 PM	10 3	30 1	10 3	0	56
J	747.90	40.90	59.43	0.00	12.58	6:17 AM	7:56 PM	15 5	20 4	15 5	0	56
JFX	203.80	41.90	14.58	0.00	13.98	5:30 AM	8:05 PM	10/15 2	0 0	10/15 2	0	56
M	69.00	5.40	5.70	0.00	12.11	10:00 AM	3:43 PM	0 0	45 1	0 0	0	56
N	178.40	16.60	18.20	0.00	9.80	6:34 AM	7:00 PM	20 2	40 2	20 2	0	56
NS	541.50	42.70	44.10	0.00	12.28	5:15 AM	8:23 PM	10/15 5	40 2	10/15 5	0	56
NU	344.10	4.80	25.30	0.00	13.60	7:08 AM	8:36 PM	20 2	20 2	20 2	0	56
S	473.80	40.00	33.70	0.00	14.06	6:20 AM	8:26 PM	10 3	15 2	10 3	0	56
T	270.30	22.20	21.98	0.00	12.30	6:15 AM	7:18 PM	20/50 2	35 2	20 2	0	56
T/G	20.50	4.00	1.53	0.00	13.40	7:00 PM	8:30 PM	0 0	0 0	0 0	0	56
RU	205.00	14.40	26.73	0.00	7.67	6:30 AM	8:22 PM	15 2	15 2	15 2	0	56
U	178.50	8.40	25.30	0.00	7.06	7:00 AM	7:54 PM	15 2	15 2	15 2	0	56
V	232.50	19.30	19.85	0.00	11.71	6:30 AM	7:03 PM	30 2	60 1	30 2	0	56
TOTAL	6721.20	571.90	528.17	0.00	12.73							54

528.17 Total w/ Trippers

Service	Vehicles	Hours	Hours of Operation
EZ Rider	7/8	60.00	6:15 am - 6:30 pm
Shared Ride FEEDER Service *	2/1	15.75	6:45 am - 5:45 pm
Shared Ride EVENING Service	3	12.00	6:30 pm - 12:45 am
TOTAL	8/7	87.75	

* Provides service to all FEEDER Zones, except Pine Knolls, which is served only from 7:00 am - 10:00 am and 3:30 pm - 6:00 pm

REDUCED SERVICE SATURDAY SUMMARY

FIXED ROUTE SERVICES

Route	Revenue Miles	Deadhead Miles	Hours	Tripper Hours	Scheduled Speed	First Service Stop	Last Service Stop	AM Peak Headway # Buses	AM Peak Trippers	Midday Headway # Buses	PM Peak Headway # Buses	Evenings Headway # Buses	Totals
CM/CW	117.00	4.30	10.40	0.00	11.25	8:30 AM	5:33 PM	70	1	70	70	0	0
DM	128.70	6.60	8.00	0.00	16.09	8:29 AM	5:28 PM	60	1	60	60	0	0
FG	153.00	6.20	9.95	0.00	15.38	8:01 AM	6:00 PM	60	1	60	60	0	0
JN	128.70	4.20	8.93	0.00	14.41	9:00 AM	5:56 PM	60	1	60	60	0	0
T	145.00	7.40	10.22	0.00	14.19	8:15 AM	6:13 PM	60	1	60	60	0	0
Total	672.40	28.70	47.50	0.00	14.16			250	5	250	250	0	0

DEMAND RESPONSIVE SERVICES

Service	Vehicles	Vehicle Hours	Hours of Operation
EZ Rider	2	21.00	8:30 am - 7:00 pm
Total =	2	21.00	

REDUCED SERVICE SUNDAY SERVICE SUMMARY

DEMAND RESPONSIVE SERVICES

Service	Vehicles	Vehicle Hours	Hours of Operation
Shared Ride SUNDAY Service	2	17.00	9:30 am - 6:00 pm
Total =	2	17.00	

CHAPEL HILL TRANSIT SERVICE CALENDAR

		1	2	3	4	5	6	7	8	9	10	11	12	13	14	15	16	17	18	19	20	21	22	23	24	25	26	27	28	29	30	31											
		THU	FRI	SAT	SUN	MON	TUE	WED	THU	FRI	SAT	SUN	MON	TUE	WED	THU	FRI	SAT	SUN	MON	TUE	WED	THU	FRI	SAT	SUN	MON	TUE	WED	THU	FRI	SAT	SUN										
Jul-04		R	R	R	H	R	R	R	R	R	R	R	R	R	R	R	R	R	R	R	R	R	R	R	R	R	R	R	R	R	R	R	R										
Aug-04		SUN	MON	TUE	WED	THU	FRI	SAT	SUN	MON	TUE	WED	THU	FRI	SAT	SUN	MON	TUE	WED	THU	FRI	SAT	SUN	MON	TUE	WED	THU	FRI	SAT	SUN	MON	TUE											
		SRT	R	R	R	R	R	R	R	R	R	R	R	R	R	R	R	R	R	R	R	R	R	R	R	R	R	R	R	R	R	R	R										
Sep-04		WED	THU	FRI	SAT	SUN	MON	TUE	WED	THU	FRI	SAT	SUN	MON	TUE	WED	THU	FRI	SAT	SUN	MON	TUE	WED	THU	FRI	SAT	SUN	MON	TUE	WED	THU	FRI	SAT	SUN									
		F	F	F	F	H	F	F	F	F	F	F	F	F	F	F	F	F	F	F	F	F	F	F	F	F	F	F	F	F	F	F	F	F									
Oct-04		FRI	SAT	SUN	MON	TUE	WED	THU	FRI	SAT	SUN	MON	TUE	WED	THU	FRI	SAT	SUN	MON	TUE	WED	THU	FRI	SAT	SUN	MON	TUE	WED	THU	FRI	SAT	SUN	MON	TUE									
		F	F	F	F	F	F	F	F	F	F	F	F	F	F	F	F	F	F	F	F	F	F	F	F	F	F	F	F	F	F	F	F	F									
Nov-04		MON	TUE	WED	THU	FRI	SAT	SUN	MON	TUE	WED	THU	FRI	SAT	SUN	MON	TUE	WED	THU	FRI	SAT	SUN	MON	TUE	WED	THU	FRI	SAT	SUN	MON	TUE	WED	THU	FRI	SAT	SUN							
		F	F	F	F	F	F	F	F	F	F	F	F	F	F	F	F	F	F	F	F	F	F	F	F	F	F	F	F	F	F	F	F	F	F								
Dec-04		WED	THU	FRI	SAT	SUN	MON	TUE	WED	THU	FRI	SAT	SUN	MON	TUE	WED	THU	FRI	SAT	SUN	MON	TUE	WED	THU	FRI	SAT	SUN	MON	TUE	WED	THU	FRI	SAT	SUN	MON	TUE							
		F	F	F	F	F	F	F	F	F	F	F	F	F	F	F	F	F	F	F	F	F	F	F	F	F	F	F	F	F	F	F	F	F	F								
Jan-05		SAT	SUN	MON	TUE	WED	THU	FRI	SAT	SUN	MON	TUE	WED	THU	FRI	SAT	SUN	MON	TUE	WED	THU	FRI	SAT	SUN	MON	TUE	WED	THU	FRI	SAT	SUN	MON	TUE	WED	THU	FRI	SAT	SUN					
		R	R	R	R	R	R	R	R	R	R	R	R	R	R	R	R	R	R	R	R	R	R	R	R	R	R	R	R	R	R	R	R	R	R	R	R						
Feb-05		TUE	WED	THU	FRI	SAT	SUN	MON	TUE	WED	THU	FRI	SAT	SUN	MON	TUE	WED	THU	FRI	SAT	SUN	MON	TUE	WED	THU	FRI	SAT	SUN	MON	TUE	WED	THU	FRI	SAT	SUN	MON	TUE						
		F	F	F	F	F	F	F	F	F	F	F	F	F	F	F	F	F	F	F	F	F	F	F	F	F	F	F	F	F	F	F	F	F	F	F	F						
Mar-05		TUE	WED	THU	FRI	SAT	SUN	MON	TUE	WED	THU	FRI	SAT	SUN	MON	TUE	WED	THU	FRI	SAT	SUN	MON	TUE	WED	THU	FRI	SAT	SUN	MON	TUE	WED	THU	FRI	SAT	SUN	MON	TUE						
		F	F	F	F	F	F	F	F	F	F	F	F	F	F	F	F	F	F	F	F	F	F	F	F	F	F	F	F	F	F	F	F	F	F	F	F						
Apr-05		FRI	SAT	SUN	MON	TUE	WED	THU	FRI	SAT	SUN	MON	TUE	WED	THU	FRI	SAT	SUN	MON	TUE	WED	THU	FRI	SAT	SUN	MON	TUE	WED	THU	FRI	SAT	SUN	MON	TUE	WED	THU	FRI	SAT	SUN				
		F	F	F	F	F	F	F	F	F	F	F	F	F	F	F	F	F	F	F	F	F	F	F	F	F	F	F	F	F	F	F	F	F	F	F	F	F					
May-05		SUN	MON	TUE	WED	THU	FRI	SAT	SUN	MON	TUE	WED	THU	FRI	SAT	SUN	MON	TUE	WED	THU	FRI	SAT	SUN	MON	TUE	WED	THU	FRI	SAT	SUN	MON	TUE	WED	THU	FRI	SAT	SUN	MON	TUE				
		F	F	F	F	F	F	F	F	F	F	F	F	F	F	F	F	F	F	F	F	F	F	F	F	F	F	F	F	F	F	F	F	F	F	F	F	F					
Jun-05		WED	THU	FRI	SAT	SUN	MON	TUE	WED	THU	FRI	SAT	SUN	MON	TUE	WED	THU	FRI	SAT	SUN	MON	TUE	WED	THU	FRI	SAT	SUN	MON	TUE	WED	THU	FRI	SAT	SUN	MON	TUE	WED	THU	FRI	SAT	SUN		
		R	R	R	R	R	R	R	R	R	R	R	R	R	R	R	R	R	R	R	R	R	R	R	R	R	R	R	R	R	R	R	R	R	R	R	R	R	R	R			
Jul-05		FRI	SAT	SUN	MON	TUE	WED	THU	FRI	SAT	SUN	MON	TUE	WED	THU	FRI	SAT	SUN	MON	TUE	WED	THU	FRI	SAT	SUN	MON	TUE	WED	THU	FRI	SAT	SUN	MON	TUE	WED	THU	FRI	SAT	SUN	MON	TUE		
		R	R	R	R	R	R	R	R	R	R	R	R	R	R	R	R	R	R	R	R	R	R	R	R	R	R	R	R	R	R	R	R	R	R	R	R	R	R	R	R		
Aug-05		MON	TUE	WED	THU	FRI	SAT	SUN	MON	TUE	WED	THU	FRI	SAT	SUN	MON	TUE	WED	THU	FRI	SAT	SUN	MON	TUE	WED	THU	FRI	SAT	SUN	MON	TUE	WED	THU	FRI	SAT	SUN	MON	TUE	WED	THU	FRI	SAT	SUN
		R	R	R	R	R	R	R	R	R	R	R	R	R	R	R	R	R	R	R	R	R	R	R	R	R	R	R	R	R	R	R	R	R	R	R	R	R	R	R	R	R	

Appendix B

FULL-SERVICE WK SAT SUN DAY

REDUCED SERVICE WK SAT SUN DAY

SRT ONLY

NO SERVICE WK SAT SUN DAYS

TOTAL DAYS

FSW FSSa SSu 161 30 28

RSW RSSa SSu 90 25 5

SW SSSa ISSu 6 1 1

365

NOTES:

* R1 = On Sunday, August 22, 2004, the "U" Route will operate beginning at 2 p.m.

* R2 = On the following Sundays, the NU route will begin operating at 2:00pm: Oct. 17, Nov. 28, Jan. 9, and Mar. 20.

* R3 = On Friday & Saturday, November 26-27, Monday, December 27, Monday, January 17, and Friday, March 25, a Reduced Saturday Schedule will operate.

† On Monday, December 27, 2004, Shared Ride/EZ Rider Service will operate between 6:15 AM and 6:30 PM

FULL SERVICE WEEKDAY SERVICE SUMMARY
EFFECTIVE August 2, 2004
Revised August 24, 2004

FIXED ROUTE SERVICES

Route	Revenue Miles	Deadhead Miles	Revenue Hours	Tripper Hours	Scheduled Speed	First Service Stop	Last Service Stop	AM Peak		Midday		PM Peak		Evenings		
								Headway	# Buses	Headway	# Buses	Headway	# Buses	Headway	# Buses	
A	334.30	6.30	24.67	0.00	13.55	6:40 AM	7:42 PM	20/60	3	40/80	2	20/40	3	0	0	
CM	196.90	18.00	14.62	1.00	13.47	6:10 AM	9:30 PM	40	1	40	1	40	1	1	40	
CW	185.60	24.00	11.97	0.00	15.51	6:20 AM	9:17 PM	40	2	40	1	40	2	0	40	
CL	81.50	11.20	6.30	0.00	12.94	7:07 AM	7:18 PM	60	1	0	0	60	1	0	0	
CPX	188.10	28.20	10.43	1.00	18.03	5:45 AM	6:55 PM	15	2	0	0	15	2	0	0	
D	591.50	23.40	42.88	1.00	13.79	6:07 AM	10:02 PM	20	4	40	2	20	4	1	65	
F	423.60	25.30	34.90	0.00	12.14	6:15 AM	8:26 PM	15/35	3	40/50	2	15/35	3	0	0	
FCX	405.00	102.60	30.65	0.00	13.21	5:15 AM	8:25 PM	5/10	6	0	0	5/10	4	0	0	
G	347.10	25.50	30.27	0.00	11.47	6:25 AM	7:03 PM	15/60	3	55	2	29/35	3	0	0	
HS	68.60	4.80	4.00	0.00	17.15	7:05 AM	5:51 PM	30	1	0	0	30	1	0	0	
HU	425.60	55.00	27.10	0.00	15.70	6:00 AM	10:25 PM	10	3	30	1	10	3	0	30	
J	828.90	40.90	64.83	2.00	12.79	6:17 AM	12:56 AM	15	5	20	4	15	5	1	60	
JFX	203.80	41.90	14.58	0.00	13.98	5:30 AM	8:05 PM	10/15	2	0	0	10/15	2	0	25	
M	69.00	5.40	5.70	0.00	12.11	10:00 AM	3:43 PM	0	0	45	1	0	0	0	0	
N	178.40	16.60	18.20	0.00	9.80	6:34 AM	7:00 PM	20	2	40	1	20	2	0	0	
NS	541.50	42.70	44.10	2.00	12.28	5:15 AM	8:23 PM	10/15	5	40	2	10/15	5	1	0	
NU	381.30	4.80	27.30	0.00	13.97	7:05 AM	10:40 PM	20	2	20	2	20	2	0	40	
S	473.80	40.00	33.70	1.00	14.06	6:20 AM	8:26 PM	10	3	15	2	10	3	0	0	
T	270.30	22.20	21.98	0.00	12.30	6:15 AM	7:18 PM	20/50	2	35	2	35	2	0	0	
T/G	71.20	4.80	4.70	0.00	15.15	7:00 PM	11:55 PM	0	0	0	0	0	0	0	0	
RU	205.00	14.40	26.73	0.00	7.67	6:30 AM	8:22 PM	15	2	15	2	15	2	0	0	
U	178.50	8.40	25.30	0.00	7.06	7:00 AM	7:54 PM	15	2	15	2	15	2	0	0	
V	257.20	19.30	22.10	0.00	11.64	6:30 AM	9:33 PM	30	2	60	1	30	2	0	60	
TOTAL	6906.70	585.70	547.01	8.00	12.63			56	5	27	54	4	4	8	8	
								Total Buses	61	Total Buses	61	Total buses	58			
								555.01 Total w/ Trippers								

Service	Vehicles		Vehicle Hours		Hours of Operation	
	Vehicles	Hours	Hours	Hours	Hours	Hours
EZ Rider	7/8	60.00	6:15 am - 6:30 pm			
Shared Ride FEEDER Service *	2/1	15.75	6:45 am - 5:45 pm			
Shared Ride EVENING Service	3	12.00	6:30 pm - 12:45 am			
	10/11	87.75				

* Provides service to all FEEDER Zones, except Pine Knolls, which is served only from 7:00 am - 10:00 am and 3:30 pm - 6:00 pm

FULL SERVICE SATURDAY SERVICE SUMMARY

Route	Revenue Miles	Deadhead Miles	Hours	Tripper Hours	Scheduled Speed	First Service Stop	Last Service Stop	AM Peak		Midday		PM Peak		Evenings	
								Headway	# Buses	Headway	# Buses	Headway	# Buses	Headway	# Buses
CM/CW	117.00	4.30	10.40	0.00	11.25	8:30 AM	5:33 PM	70	1	70	1	70	1	0	0
DM	128.70	6.60	8.00	0.00	16.09	8:29 AM	5:28 PM	60	1	60	1	60	1	0	0
FG	153.00	6.20	9.95	0.00	15.38	8:01 AM	6:00 PM	60	1	60	1	60	1	0	0
JN	128.70	4.20	8.93	0.00	14.41	9:00 AM	5:56 PM	60	1	60	1	60	1	0	0
T	145.00	7.40	10.22	0.00	14.19	8:15 AM	6:13 PM	60	1	60	1	60	1	0	0
U	73.50	4.20	8.63	0.00	8.52	10:30 AM	7:08 PM	25	1	25	1	25	1	0	0
NU	130.20	2.40	11.56	0.00	11.26	11:30 AM	11:26 PM	30	1	30	1	30	1	0	0
TOTAL	876.10	35.30	67.69	0.00	12.94			7	7	7	7	7	7	0	0

DEMAND RESPONSIVE SERVICES

Service	Vehicles	Vehicle Hours	Hours of Operation
EZ Rider	2	21.00	8:30 am - 7:00 pm
Total	2	21.00	

FULL SERVICE SUNDAY SERVICE SUMMARY

Route	Revenue Miles	Deadhead Miles	Hours	Tripper Hours	Scheduled Speed	First Service Stop	Last Service Stop	AM Peak		Midday		PM Peak		Evenings	
								Headway	# Buses	Headway	# Buses	Headway	# Buses	Headway	# Buses
U	73.50	4.20	8.63	0.00	8.52	10:30 AM	7:08 PM	20	1	20	1	20	1	0	0
NU	130.20	2.40	11.56	0.00	11.26	11:30 AM	11:26 PM	30	1	30	1	30	1	0	0
Total	203.70	6.60	20.19	0.00	10.09			2	2	2	2	2	2	0	0

DEMAND RESPONSIVE SERVICES

Service	Vehicles	Vehicle Hours	Hours of Operation
Shared Ride SUNDAY Service	2	22.50	9:30 am - 11:30 pm
Total	2	22.50	

**CHAPEL HILL TRANSIT FARE SCHEDULE
(Effective January 1, 2002)**

Bus Fares & Shared Ride Feeder Fares

Bus Fares.....Free

Shared Ride Feeder Weekday Service.....Free
(btwn 6:45 am and 6:15 pm)

Special Service Fares

E-Z Rider Fares.....Free

Shared Ride Evening and Sunday Service**

	<u>Adults</u>	<u>E-Z Rider</u>
Bus Stop to Door Stop	1 Ticket	Free
Door Stop to Door Stop	2 Ticket	Free

**Available to holders of Chapel Hill Transit bus tickets. Tickets may be purchased at the Chapel Hill or Carrboro Town Hall for \$14.25 for a 20-ticket booklet. A valid TTA transfer may be used in place of a ticket.

Special Event Shuttle Service – Tar Heel Express

Park/Ride Lot Fares...\$3.00 one way/\$5.00 round trip
Downtown/Campus Shuttle \$2.00 one way/\$4.00 round trip

STATE OF NORTH CAROLINA

AGREEMENT FOR PUBLIC

COUNTY OF ORANGE

TRANSPORTATION SERVICES

AGREEMENT for Public Transportation Service dated this the 13 day of September, 2004, by and between the Town of Chapel Hill, a North Carolina municipal corporation, and the Town of Carrboro, a North Carolina municipal corporation.

1. PURPOSE OF THE AGREEMENT

The purpose of this Agreement is to establish a contractual basis for payments by the Town of Carrboro to the Town of Chapel Hill for provision of public transportation services in the Town of Carrboro.

2. TERM

This Agreement relates to the provision of public transportation services by the Town of Chapel Hill to the Town of Carrboro for the period July 1, 2004 through June 30, 2005.

3. SERVICE TO BE PROVIDED:

- A. The Town of Chapel Hill will operate fixed route transit service throughout the Chapel Hill, Carrboro and the University of North Carolina community as outlined in Appendix A, Chapel Hill Transit Service Summary and Appendix B, Chapel Hill Transit Service Calendar. Service routing and scheduling will be similar to that provided in fiscal year 2004. Specific service expansions and deletions are described in section 3-E. Complete route maps and schedules and any corresponding corrections or supplements contained in the Chapel Hill Transit Guide are incorporated into this agreement by reference. In addition, the Town of Chapel Hill will provide up to five "Tripper" buses, to handle additional demand on any of the weekday fixed route services. These vehicles will operate up to eight hours a day combined. There will be no additional cost to the Town of Carrboro for this tripper service.
- B. Shared Ride Service (Evenings and Sunday) will be provided during full service weekday evenings from 6:15 p.m. to 12:45 a.m., during reduced service weekday evenings from 6:15 p.m. to 10:00 p.m., during full service Sundays 9:30 a.m. to 11:30 p.m. and on reduced service Sundays from 9:30 a.m. to 5:30 p.m. Shared Ride Services will be provided on a demand responsive basis.
- C. Shared Ride Feeder Service will be provided year-round during weekdays from 6:45 am to 6:15 p.m., from designated neighborhoods where fixed route services do not operate. Shared Ride Services will be provided on a demand responsive basis to transport patrons to and from designated stops where fixed route services are available.

D. EZ Rider Service using lift-equipped buses, vans, or sedan-type vehicles will operate on a demand responsive basis providing transportation service as required under the Americans with Disabilities Act. Service will operate on weekdays from 6:15 a.m. to 6:15 p.m., and Saturdays from 8:30 a.m. to 6:30 p.m. EZ Rider patrons may also use the Evening and Sunday Shared Ride services described in section 3-B. Eligibility criteria for this service will be based on certification of a mobility-impairment and will be the same as that used for Chapel Hill citizens.

E. Service expansions and deletions: Bus routes will be similar to those operated in FY2003-04. Schedules for bus route will change as follows:

1. The JFX Route was increased with additional earlier AM trips at 5:30 and 6:00 a.m.
2. The S Route was changed slightly to include service on Bowles Drive. The S Route no longer serves the Hedrick Building.
3. The V Route was modified slightly to include service to the Hospital from both the Meadowmont and Southern Village ends of the route.

4. PAYMENT

The Town of Carrboro will pay to the Town of Chapel Hill the sum of \$939,542. This amount will be paid in the monthly installments of \$78,295 due on the first day of each month. This reflects Carrboro's share, which is 15.83% of the budgeted annual net cost for the public transportation services.

5. UNIVERSITY SUPPLEMENT

This agreement is conditioned upon the execution and continuation of a corresponding contract with the University of North Carolina at Chapel Hill for services operated in Carrboro.

6. SIGNS

The Town of Chapel Hill will provide signs and poles to mark mutually agreed upon bus stops within the Town of Carrboro. The Town of Carrboro shall be responsible for erecting the signs and shall, within 15 days of the termination of the Agreement, remove said signs and poles and return them to the Town of Chapel Hill.

8. YEAR-END FINANCIAL AUDIT

To the extent that the Town's annual financial audit shows that actual year-end cost and revenues have changed from the budgeted amounts used to calculate each partner's costs, adjustments will be made by either a refund or an invoice for final payment.

9. AMENDMENTS, MODIFICATIONS AND RE-NEGOTIATIONS

It is understood and agreed that by mutual agreement of the Town of Chapel Hill and the Town of Carrboro, this Agreement may at any time be modified, but such modification shall not be valid unless in writing and signed by both parties. It is understood and agreed that both parties, through their representatives, shall confer no later than November 15, 2004, to consider service elements covering the periods beyond June 30, 2005. Discussion and negotiations shall be undertaken on a timely basis so as to have executed an agreement for the 2005 – 2006 service year no later than June 30, 2005.

APPENDICES

- Appendix A, Chapel Hill Transit Service Summary
- Appendix B, Chapel Hill Transit Service Calendar
- Appendix C, Chapel Hill Transit Fare Schedule

This the 13th day of September 2004

In Witness whereof, the parties hereto have duly authorized and caused this Agreement to be executed as their official act.


TOWN OF CHAPEL HILL

TOWN OF CARRBORO

W. Calvin Horton
Town Manager

W. Hood
Town Manager


Attest: Andre K. Conley
Town Clerk



Attest: Sarah C. Williamson
Town Clerk

Approved as to form and authority on

Ralph D. Karpino
Town Attorney



This instrument has been pre-audited in the manner required by the Local Government Budget and Fiscal Control Act.

David G. [Signature]
Finance Officer

May Lou Kuschathke
Director of Transportation

This instrument has been pre-audited in the manner required by the Local Government Budget and Fiscal Control Act.

[Signature]
Finance Director
Town of Chapel Hill

FULL SERVICE WEEKDAY SERVICE SUMMARY
EFFECTIVE August 2, 2004
Revised August 24, 2004

Route	Revenue		Deadhead Miles	Revenue Miles	Tripper Hours	Scheduled Speed	First Service Stop	Last Service Stop	AM Peak		Midday		PM Peak		Evenings		
	Miles	Hours							Headway	# Buses	Headway	# Buses	Headway	# Buses	Headway	# Buses	Headway
A	334.30	24.67	6.30	34.90	0.00	13.55	6:40 AM	7:42 PM	20/60	3	40/80	2	20/40	3	0	0	
CM	196.90	14.62	18.00	30.85	1.00	13.47	6:10 AM	9:30 PM	40	1	40	1	40	1	40	0.5	
CW	185.60	11.97	24.00	30.27	0.00	15.51	6:20 AM	9:17 PM	40	2	40	0	40	2	40	0.5	
CL	81.50	6.30	11.20	30.27	0.00	12.94	7:07 AM	7:18 PM	60	1	0	0	60	1	0	0	
CPX	188.10	10.43	18.03	34.90	1.00	18.03	5:45 AM	6:55 PM	15	2	0	0	15	2	0	0	
D	591.50	42.88	23.40	34.90	1.00	13.79	6:07 AM	10:02 PM	20	4	40	2	20	4	65	1	
F	423.60	25.30	25.30	34.90	0.00	12.14	6:15 AM	8:26 PM	15/35	3	40/50	2	15/35	3	0	0	
FCX	405.00	102.60	102.60	30.85	0.00	13.21	5:15 AM	8:25 PM	5/10	6	0	0	5/10	4	0	0	
G	347.10	30.27	25.50	30.27	0.00	11.47	6:25 AM	7:03 PM	15/60	3	55	2	25/35	3	0	0	
HS	68.60	4.80	4.80	4.00	0.00	17.15	7:05 AM	5:51 PM	30	1	0	0	0	1	0	0	
HU	425.60	27.10	55.00	27.10	0.00	15.70	6:00 AM	10:25 PM	10	3	30	1	10	3	30	1	
J	828.90	40.90	40.90	64.83	2.00	12.79	6:17 AM	12:56 AM	15	5	20	4	15	5	60	1	
JFX	203.80	14.58	41.90	14.58	0.00	13.98	5:30 AM	8:05 PM	10/15	2	0	0	10/15	2	25	1	
M	69.00	5.40	5.40	5.70	0.00	12.11	10:00 AM	3:43 PM	0	0	45	1	0	0	0	0	
N	178.40	18.20	16.60	18.20	0.00	9.80	6:34 AM	7:00 PM	20	2	40	1	20	2	0	0	
NS	541.50	44.10	42.70	44.10	2.00	12.28	5:15 AM	8:23 PM	10/15	5	40	2	10/15	5	0	0	
NU	381.30	4.80	27.30	27.30	0.00	13.97	7:05 AM	10:40 PM	20	2	20	2	20	2	0	0	
S	473.80	33.70	40.00	33.70	1.00	14.06	6:20 AM	8:26 PM	10	3	15	2	10	3	40	1	
T	270.30	21.98	22.20	21.98	0.00	12.30	6:15 AM	7:18 PM	20/50	2	35	2	35	2	0	0	
T/G	71.20	4.80	4.70	4.70	0.00	15.15	7:00 PM	11:55 PM	0	0	0	0	0	0	90	1	
RU	205.00	14.40	14.40	26.73	0.00	7.67	6:30 AM	8:22 PM	15	2	15	2	15	2	0	0	
U	178.50	8.40	8.40	25.30	0.00	7.06	7:00 AM	7:54 PM	15	2	15	2	15	2	0	0	
V	257.20	19.30	19.30	22.10	0.00	11.64	6:30 AM	9:33 PM	30	2	60	1	30	2	60	1	
TOTAL	6906.70	547.01	585.70	547.01	8.00	12.63			56	5	27	4	54	4	8	8	
Total Buses																61	58
Total w/ Trippers																555.01	58

DEMAND RESPONSIVE SERVICES			
Service	Vehicles	Vehicle Hours	Hours of Operation
EZ Rider	7/8	60.00	6:15 am - 6:30 pm
Shared Ride FEEDER Service *	2/1	15.75	6:45 am - 5:45 pm
Shared Ride EVENING Service	3	12.00	6:30 pm - 12:45 am
	10/11	87.75	

* Provides service to all FEEDER Zones, except Pine Knolls, which is served only from 7:00 am - 10:00 am and 3:30 pm - 6:00 pm

FULL SERVICE SATURDAY SERVICE SUMMARY

FIXED ROUTE SERVICES

Route	Revenue Miles	Deadhead Miles	Hours	Tripper Hours	Scheduled Speed	First Service Stop	Last Service Stop	AM Peak		Midday		PM Peak		Evenings	
								Headway	# Buses	Headway	# Buses	Headway	# Buses	Headway	# Buses
CM/CW	117.00	4.30	10.40	0.00	11.25	8:30 AM	5:33 PM	70	1	70	1	70	1	0	0
DM	128.70	6.60	8.00	0.00	16.09	8:29 AM	5:28 PM	60	1	60	1	60	1	0	0
FG	153.00	6.20	9.95	0.00	15.38	8:01 AM	6:00 PM	60	1	60	1	60	1	0	0
JN	128.70	4.20	8.93	0.00	14.41	9:00 AM	5:56 PM	60	1	60	1	60	1	0	0
T	145.00	7.40	10.22	0.00	14.19	8:15 AM	6:13 PM	60	1	60	1	60	1	0	0
U	73.50	4.20	8.63	0.00	8.52	10:30 AM	7:08 PM	25	1	25	1	25	1	0	0
NU	130.20	2.40	11.56	0.00	11.26	11:30 AM	11:26 PM	30	1	30	1	30	1	0	0
TOTAL	876.10	35.30	67.69	0.00	12.94			70	7	70	7	70	7	0	0

DEMAND RESPONSIVE SERVICES

Service	Vehicles	Hours	Vehicle Hours	Hours of Operation
EZ Rider	2	21.00	21.00	8:30 am - 7:00 pm
Total	2	21.00		

FULL SERVICE SUNDAY SERVICE SUMMARY

FIXED ROUTE SERVICES

Route	Revenue Miles	Deadhead Miles	Hours	Tripper Hours	Scheduled Speed	First Service Stop	Last Service Stop	AM Peak		Midday		PM Peak		Evenings	
								Headway	# Buses	Headway	# Buses	Headway	# Buses	Headway	# Buses
U	73.50	4.20	8.63	0.00	8.52	10:30 AM	7:08 PM	20	1	20	1	20	1	0	0
NU	130.20	2.40	11.56	0.00	11.26	11:30 AM	11:26 PM	30	1	30	1	30	1	0	0
Total	203.70	6.60	20.19	0.00	10.09			20	2	20	2	20	2	0	0

DEMAND RESPONSIVE SERVICES

Service	Vehicles	Hours	Vehicle Hours	Hours of Operation
Shared Ride SUNDAY Service	2	22.50	22.50	9:30 am - 11:30 pm
Total =	2	22.50		

FISCAL YEAR 2003

EFFECTIVE August 2, 2004
Revised August 24, 2004

REDUCED SERVICE WEEKDAY SERVICE SUMMARY

Route	Revenue		Miles	Headhead	Hours	Tripper	Scheduled	First	Last	AM Peak		Midday		PM Peak		Evenings	
	Miles	24.67								Headway	# Buses	Headway	# Buses	Headway	# Buses	Headway	# Buses
A	334.30	24.67	6.30		0.00	0.00	13.55	6:35 AM	7:42 PM	20/60	3	40/80	2	20/40	3	0	0
CM	196.90	13.62	12.00		0.00	0.00	14.46	6:10 AM	7:32 PM	40	1	40	1	40	1	0	0
CW	185.60	10.97	24.00		0.00	0.00	16.92	6:30 AM	6:30 PM	40	2	60	1	40	2	0	0
CL	81.50	6.30	11.20		0.00	0.00	12.94	7:07 AM	7:18 PM	60	1	0	0	60	1	0	0
CPX	188.10	10.43	28.20		0.00	0.00	18.03	5:45 AM	6:55 PM	15	2	0	0	15	2	0	0
D	576.50	39.36	16.40		0.00	0.00	14.65	6:07 AM	7:29 PM	20	4	40	2	20	4	0	0
F	423.60	34.90	25.30		0.00	0.00	12.14	6:15 AM	8:26 PM	15/35	3	40/50	2	15/35	3	0	0
FCX	405.00	30.65	102.60		0.00	0.00	13.21	5:55 AM	8:24 PM	5/10	6	0	0	5/10	4	0	0
G	347.10	30.27	25.50		0.00	0.00	11.47	6:25 AM	7:03 PM	15/60	3	55	2	25/35	3	0	0
HS	91.70	3.50	4.80		0.00	0.00	26.20	7:05 AM	5:51 PM	30	1	0	0	30	1	0	0
HU	425.60	27.10	55.00		0.00	0.00	15.70	6:00 AM	10:25 PM	10	3	30	1	10	3	0	0
J	747.90	59.43	40.90		0.00	0.00	12.58	6:17 AM	7:56 PM	15	5	20	4	15	5	0	0
JFX	203.80	14.58	41.90		0.00	0.00	13.98	5:30 AM	8:05 PM	10/15	2	0	0	10/15	2	0	0
M	69.00	5.70	5.40		0.00	0.00	12.11	10:00 AM	3:43 PM	0	0	45	1	0	0	0	0
N	178.40	18.20	16.60		0.00	0.00	9.80	6:34 AM	7:00 PM	20	2	40	1	20	2	0	0
NS	541.50	44.10	42.70		0.00	0.00	12.28	5:15 AM	8:23 PM	10/15	5	40	2	10/15	5	0	0
NU	344.10	25.30	4.80		0.00	0.00	13.60	7:08 AM	8:36 PM	20	2	20	2	20	2	0	0
S	473.80	33.70	40.00		0.00	0.00	14.06	6:20 AM	8:26 PM	10	3	15	2	10	3	0	0
T	270.30	21.98	22.20		0.00	0.00	12.30	6:15 AM	7:18 PM	20/50	2	35	2	35	2	0	0
T/G	20.50	1.53	4.00		0.00	0.00	13.40	7:00 PM	8:30 PM	0	0	0	0	0	0	0	0
RU	205.00	26.73	14.40		0.00	0.00	7.67	6:30 AM	8:22 PM	15	2	15	2	15	2	0	0
U	178.50	25.30	8.40		0.00	0.00	7.06	7:00 AM	7:54 PM	15	2	15	2	15	2	0	0
V	232.50	19.85	19.30		0.00	0.00	11.71	6:30 AM	7:03 PM	30	2	60	1	30	2	0	0
TOTAL	6721.20	528.17	571.90		0.00	0.00	12.73			56	56	27	27	54	54	0	0

528.17 Total w/ Trippers
Total Buses 56
Total buses 54

Service	Vehicle		Hours of Operation
	Vehicles	Hours	
EZ Rider	7/8	60.00	6:15 am - 6:30 pm
Shared Ride FEEDER Service *	2/1	15.75	6:45 am - 5:45 pm
Shared Ride EVENING Service	3	12.00	6:30 pm - 12:45 am
TOTAL	8/7	87.75	

* Provides service to all FEEDER Zones, except Pine Knolls, which is served only from 7:00 am - 10:00 am and 3:30 pm - 6:00 pm

REDUCED SERVICE SATURDAY SUMMARY

Route	Revenue		Headhead Miles	Hours	Tripper Hours	Scheduled Speed	First Service Stop	Last Service Stop	AM Peak		Midday		PM Peak		Evenings	
	Miles	Headhead							Headway	# Buses	Trippers	Headway	# Buses	Headway	# Buses	Trippers
CM/CW	117.00	4.30	10.40	0.00	11.25	8:30 AM	5:33 PM	70	1	0	70	1	70	1	0	0
DM	128.70	6.60	8.00	0.00	16.09	8:29 AM	5:28 PM	60	1	0	60	1	60	1	0	0
FG	153.00	6.20	9.95	0.00	15.38	8:01 AM	6:00 PM	60	1	0	60	1	60	1	0	0
JN	128.70	4.20	8.93	0.00	14.41	9:00 AM	5:56 PM	60	1	0	60	1	60	1	0	0
T	145.00	7.40	10.22	0.00	14.19	8:15 AM	6:13 PM	60	1	0	60	1	60	1	0	0
Total	672.40	28.70	47.50	0.00	14.16			210	5	0	210	5	210	5	0	0

DEMAND RESPONSIVE SERVICES

Service	Vehicles	Vehicle Hours	Hours of Operation
EZ Rider	2	21.00	8:30 am - 7:00 pm
Total =	2	21.00	

REDUCED SERVICE SUNDAY SERVICE SUMMARY

DEMAND RESPONSIVE SERVICES

Service	Vehicles	Vehicle Hours	Hours of Operation
Shared Ride SUNDAY Service	2	17.00	9:30 am - 6:00 pm
Total =	2	17.00	

CHAPEL HILL TRANSIT SERVICE CALENDAR

	1	2	3	4	5	6	7	8	9	10	11	12	13	14	15	16	17	18	19	20	21	22	23	24	25	26	27	28	29	30	31
Jul-04	THU	FRI	SAT	SUN	MON	TUE	WED	THU	FRI	SAT	SUN	MON	TUE	WED	THU	FRI	SAT	SUN	MON	TUE	WED	THU	FRI	SAT	SUN	MON	TUE	WED	THU	FRI	SAT
Aug-04	SUN	MON	TUE	WED	THU	FRI	SAT	SUN	MON	TUE	WED	THU	FRI	SAT	SUN	MON	TUE	WED	THU	FRI	SAT	SUN	MON	TUE	WED	THU	FRI	SAT	SUN	MON	TUE
Sep-04	WED	THU	FRI	SAT	SUN	MON	TUE	WED	THU	FRI	SAT	SUN	MON	TUE	WED	THU	FRI	SAT	SUN	MON	TUE	WED	THU	FRI	SAT	SUN	MON	TUE	WED	THU	
Oct-04	FRI	SAT	SUN	MON	TUE	WED	THU	FRI	SAT	SUN	MON	TUE	WED	THU	FRI	SAT	SUN	MON	TUE	WED	THU	FRI	SAT	SUN	MON	TUE	WED	THU	FRI	SAT	SUN
Nov-04	MON	TUE	WED	THU	FRI	SAT	SUN	MON	TUE	WED	THU	FRI	SAT	SUN	MON	TUE	WED	THU	FRI	SAT	SUN	MON	TUE	WED	THU	FRI	SAT	SUN	MON	TUE	
Dec-04	WED	THU	FRI	SAT	SUN	MON	TUE	WED	THU	FRI	SAT	SUN	MON	TUE	WED	THU	FRI	SAT	SUN	MON	TUE	WED	THU	FRI	SAT	SUN	MON	TUE	WED	THU	FRI
Jan-05	SAT	SUN	MON	TUE	WED	THU	FRI	SAT	SUN	MON	TUE	WED	THU	FRI	SAT	SUN	MON	TUE	WED	THU	FRI	SAT	SUN	MON	TUE	WED	THU	FRI	SAT	SUN	MON
Feb-05	TUE	WED	THU	FRI	SAT	SUN	MON	TUE	WED	THU	FRI	SAT	SUN	MON	TUE	WED	THU	FRI	SAT	SUN	MON	TUE	WED	THU	FRI	SAT	SUN	MON	TUE	WED	THU
Mar-05	FRI	SAT	SUN	MON	TUE	WED	THU	FRI	SAT	SUN	MON	TUE	WED	THU	FRI	SAT	SUN	MON	TUE	WED	THU	FRI	SAT	SUN	MON	TUE	WED	THU	FRI	SAT	SUN
Apr-05	SUN	MON	TUE	WED	THU	FRI	SAT	SUN	MON	TUE	WED	THU	FRI	SAT	SUN	MON	TUE	WED	THU	FRI	SAT	SUN	MON	TUE	WED	THU	FRI	SAT	SUN	MON	TUE
May-05	WED	THU	FRI	SAT	SUN	MON	TUE	WED	THU	FRI	SAT	SUN	MON	TUE	WED	THU	FRI	SAT	SUN	MON	TUE	WED	THU	FRI	SAT	SUN	MON	TUE	WED	THU	FRI
Jun-05	WED	THU	FRI	SAT	SUN	MON	TUE	WED	THU	FRI	SAT	SUN	MON	TUE	WED	THU	FRI	SAT	SUN	MON	TUE	WED	THU	FRI	SAT	SUN	MON	TUE	WED	THU	FRI
Jul-05	FRI	SAT	SUN	MON	TUE	WED	THU	FRI	SAT	SUN	MON	TUE	WED	THU	FRI	SAT	SUN	MON	TUE	WED	THU	FRI	SAT	SUN	MON	TUE	WED	THU	FRI	SAT	SUN
Aug-05	MON	TUE	WED	THU	FRI	SAT	SUN	MON	TUE	WED	THU	FRI	SAT	SUN	MON	TUE	WED	THU	FRI	SAT	SUN	MON	TUE	WED	THU	FRI	SAT	SUN	MON	TUE	WED

	FULL SERVICE WK SAT SUN DAY	REDUCED SERVICE WK SAT SUN DAY	SRT ONLY SAT SUN	NO SERVICE WK SAT SUN DAYS	TOTAL DAYS
Jul-04	0 0 0	21 5 0	4	1 0 0	31
Aug-04	7 1 1	15 3 1	3	0 0 0	31
Sep-04	21 4 4	0 0 0	0	1 0 0	30
Oct-04	21 5 4	0 0 1	0	0 0 0	31
Nov-04	20 3 3	0 2 1	0	1 0 0	30
Dec-04	12 2 2	8 2 0	2	2 1 0	31
Jan-05	15 3 3	5 3 1	1	0 0 0	31
Feb-05	20 4 4	0 0 0	0	0 0 0	28
Mar-05	17 2 1	5 3 1	1	0 0 1	31
Apr-05	21 5 4	0 0 0	0	0 0 0	30
May-05	7 1 2	14 3 0	3	1 0 0	31
Jun-05	0 0 0	22 4 0	4	0 0 0	30

FSW FSSa SSu RSW RSSa SSu SRT NSW JSSa ISSu
161 30 28 90 25 5 18 6 1 1 365

NOTES:
 * R1 = On Sunday, August 22, 2004, the "U" Route will operate beginning at 2 p.m.
 * R2 = On the following Sundays, the NU route will begin operating at 2:00pm: Oct. 17, Nov. 28, Jan. 9, and Mar. 20.
 * R3 = On Friday & Saturday, November 26-27, Monday, December 27, Monday, January 17, and Friday, March 25, a Reduced Saturday Schedule will operate.
 † On Monday, December 27, 2004, Shared Ride/EZ Rider Service will operate between 6:15 AM and 6:30 PM]

**CHAPEL HILL TRANSIT FARE SCHEDULE
(Effective January 1, 2002)**

Bus Fares & Shared Ride Feeder Fares

Bus Fares.....Free

Shared Ride Feeder Weekday Service.....Free
(btwn 6:45 am and 6:15 pm)

Special Service Fares

E-Z Rider Fares.....Free

Shared Ride Evening and Sunday Service**

	<u>Adults</u>	<u>E-Z Rider</u>
Bus Stop to Door Stop	1 Ticket	Free
Door Stop to Door Stop	2 Ticket	Free

** Available to holders of Chapel Hill Transit bus tickets. Tickets may be purchased at the Chapel Hill or Carrboro Town Hall for \$14.25 for a 20-ticket booklet. A valid TTA transfer may be used in place of a ticket.

Special Event Shuttle Service – Tar Heel Express

Park/Ride Lot Fares...\$3.00 one way/\$5.00 round trip
Downtown/Campus Shuttle \$2.00 one way/\$4.00 round trip

