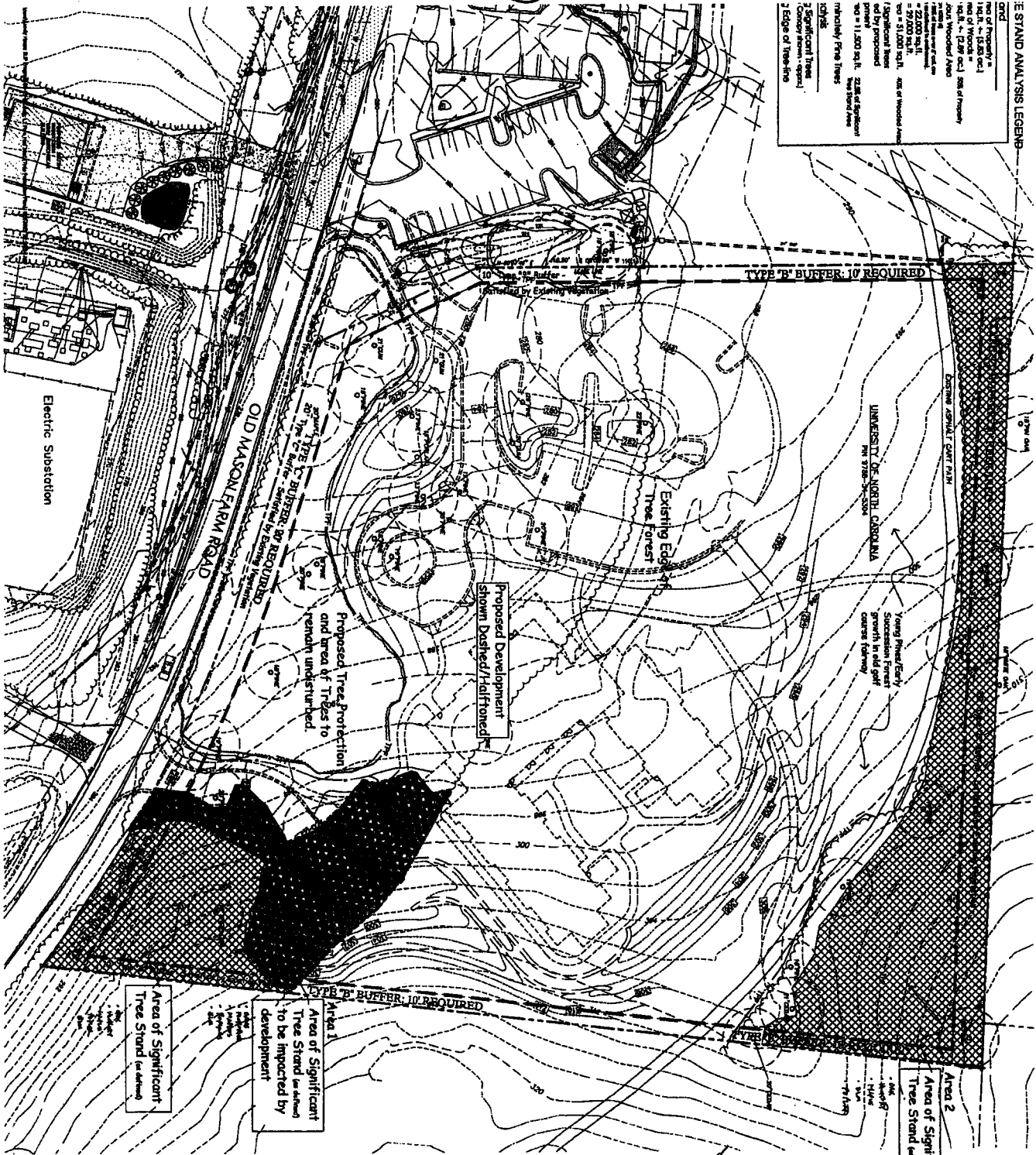


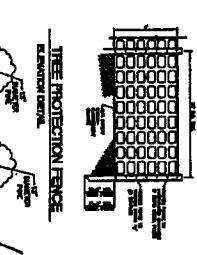
EDGE STAND ANALYSIS LEGEND

1	1,800 sq. ft. ± (150' x 120')
2	1,800 sq. ft. ± (150' x 120')
3	1,800 sq. ft. ± (150' x 120')
4	1,800 sq. ft. ± (150' x 120')
5	1,800 sq. ft. ± (150' x 120')
6	1,800 sq. ft. ± (150' x 120')
7	1,800 sq. ft. ± (150' x 120')
8	1,800 sq. ft. ± (150' x 120')
9	1,800 sq. ft. ± (150' x 120')
10	1,800 sq. ft. ± (150' x 120')
11	1,800 sq. ft. ± (150' x 120')
12	1,800 sq. ft. ± (150' x 120')



S W ANSON
LANDSCAPE ARCHITECTS
 431 West Third Street
 Raleigh, North Carolina 27601
 Phone (919) 286-5359

Area 2
 Area of Significant Tree Stand (as defined)



Site Work Guidelines

This tree protection boundary should be installed prior to any grading operations and settlement work commencing. Construction shall stay within this boundary. For utility connections (fire line, CATV, etc.) a hole may be made to install a pipe through the fence. The hole shall be protected as shown in Section 11 of the plan.

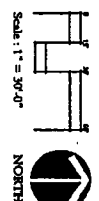
Tree Protection Notes

Any tree noted on this plan by construction shall be removed if it is a hazard to the proposed development or if it is dead or dying. If a tree is dead or dying, the contractor shall remove it and replace it with a new tree of the same or larger size and species. A preservationist's certificate must be held until the tree is removed. The cost of the certificate and the cost of the tree shall be the responsibility of the contractor.

Construction Sequence

1. Double line protection fence.
2. Landscaping Protection: Shrubbery, Grasses, and Lawn Protection.
3. Tree Protection: Hand-dug trenches, Shrub and tree protection, and double line to be installed and end anchors installed.
4. Single line protection.
5. Control building, drive and parking areas.
6. Finish the parking and drive, paving, drainage.
7. Remove tree protection fencing heights.
8. Install utility lines, trees, and shrubs per approved plans.

LANDSCAPE PROTECTION, TREE PROTECTION & BUFFER PLAN



MICHAEL HINING ARCHITECTS CHAPEL HILL OFFICE: 55 VILCOM CIRCLE, SUITE 201 CHAPEL HILL, NORTH CAROLINA 27514-1596 • POST OFFICE BOX 10963, 27516-6943 • (919) 967-4601 • (919) 933-9300
 Members of The American Institute of Architects Michael J. Hining, President ■ Barry F. Hill, Vice President ■ Kenneth R. Trivette, Vice Presidents ■ David H. Clinton, Vice President
 William Gardner, AIA ■ T.J. Land ■ Brian A. Maxwell

FAMILY HOUSE
 AT UNC HOSPITALS
 CHAPEL HILL, NORTH CAROLINA

SHEET CONTENTS
**LANDSCAPE PROTECTION,
 TREE PROTECTION &
 BUFFER PLAN**

SHEET NUMBER
L-1
 For Special
 Use Permit

PROJECT NUMBER: 2201
 DRAWN BY: LM
 DATE: 08-01-06

