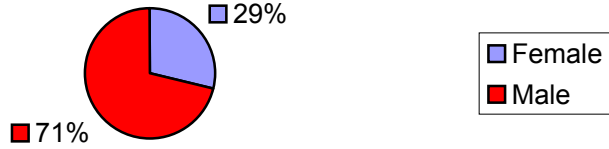


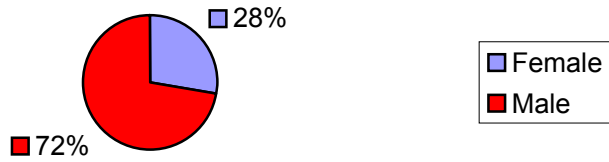
Distribution of All Town Employees by Gender November 2002

Gender Distribution of All Town Employees



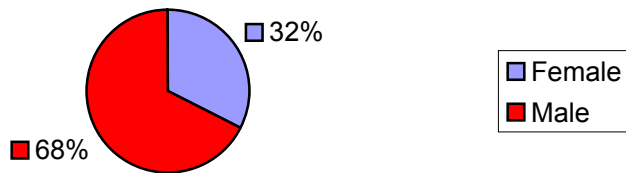
Female	179	71%
Male	440	29%
Total	619	

Gender Distribution of Town Employees in Non-Supervisory Positions



Female	131	28%
Male	340	72%
Total	471	

Gender Distribution of Town Employees in Supervisory Positions



Female	48	32%
Male	100	68%
Total	148	

	Male	Female
Non-Supervisors	100	131
Supervisors	48	340
Total	148	471