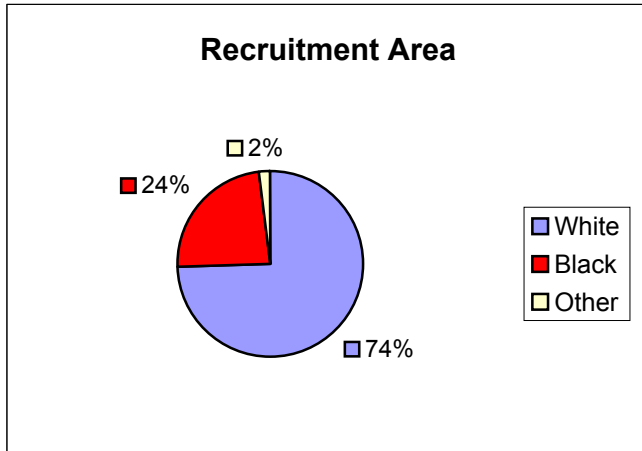
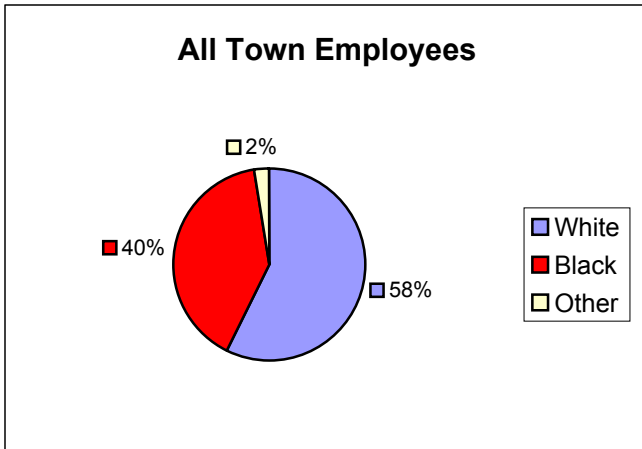


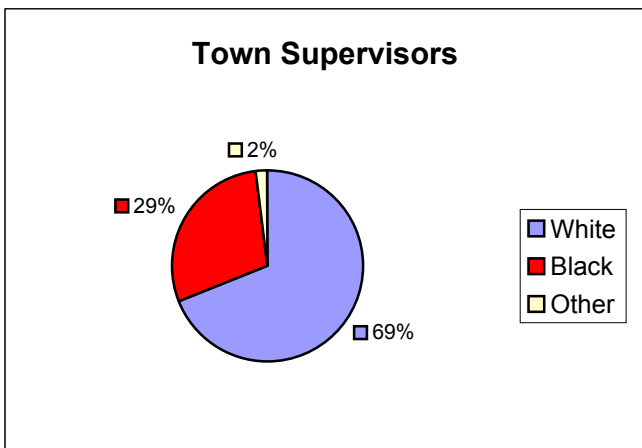
Comparison of Race Distribution of Town Employees and Supervisors to Race Distribution of Population in a Five County Area (Orange, Durham, Wake, Alamance and Chatham Counties) November 2002



Recruitment Area		
White	630,882	74%
Black	201,302	24%
Other *	16,797	2%
Total	848,981	



Town Employees		
White	354	58%
Black	250	40%
Other	15	2%
Total	619	



Town Supervisors		
White	102	69%
Black	43	29%
Other	3	2%
Total	148	

Population Data Source: North Carolina State Demographics Unit

*The Other category includes American Indian or Alaskan Native, Asian or Pacific Islander, and Hispanic persons as defined by the Equal Opportunity Commission.