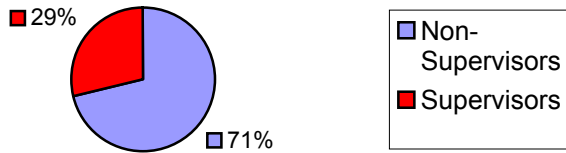


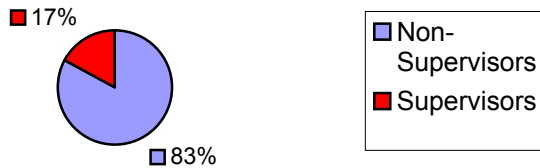
## Distribution of All Town Employees by Race November 2002

**Percentage of White Employees in Supervisory Positions**



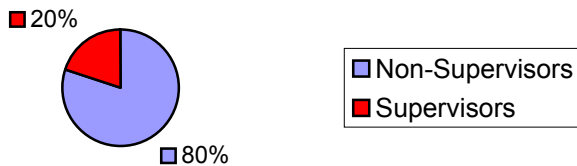
Non-Supervisors	252	71%
Supervisors	102	29%
Total	354	

**Percentage of Black Employees in Supervisory Positions**



Non-Supervisors	207	83%
Supervisors	43	17%
Total	250	

**Percentage of Other Employees in Supervisory Positions**



Non-Supervisors	12	80%
Supervisors	3	20%
Total	15	

	Employees	Supervisors	
White	354	102	29%
Black	250	43	17%
Other	15	3	20%
Total	619	148	