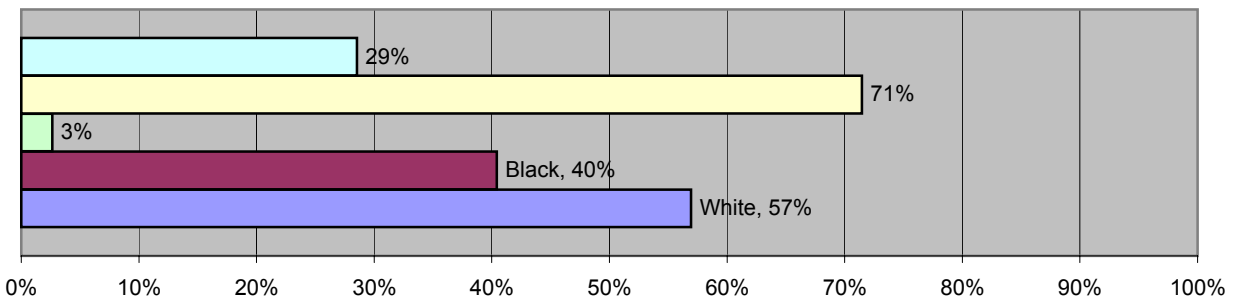


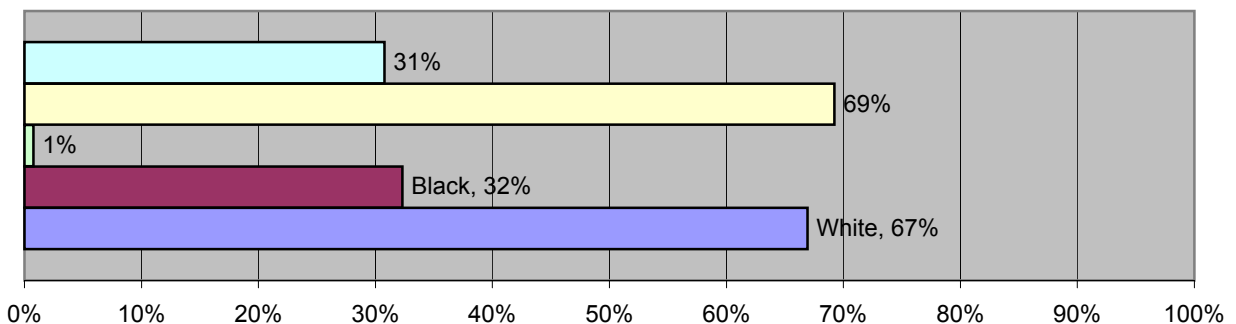
Demographic and supervisory information for Town and each department.

Town of Chapel Hill			
EMPLOYEES: 606		SUPERVISORS: 130	
White	345	57%	White 87 67%
Black	245	40%	Black 42 32%
Asian or Hispanic	16	3%	Asian 1 1%
Male	433	71%	Male 90 69%
Female	173	29%	Female 40 31%
# of non-Whites supervised by Whites: 101 # of non-Blacks supervised by Blacks: 101 # of non-Asians supervised by Asians: 1 # of Whites supervised by Whites: 226 # of Blacks supervised by Blacks: 159 # of women supervised by men: 91 # of men supervised by men: 320 # of women supervised by women: 84 # of men supervised by women: 87			

Employee Gender & Race



Supervisor Gender & Race



Attorney's Office

EMPLOYEES: 2

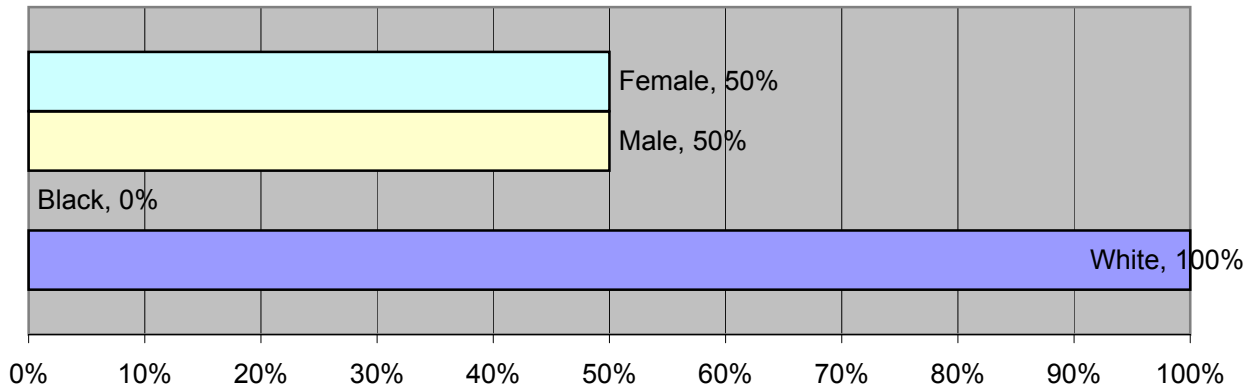
SUPERVISORS: 1

White	2	100%
Black	0	0%
Male	1	50%
Female	1	50%

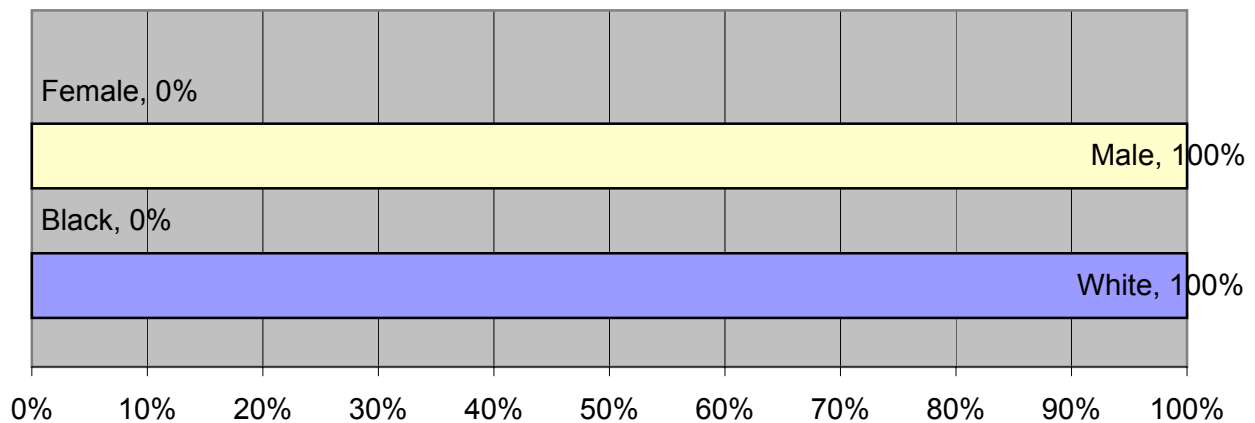
White	1	100%
Black	0	0%
Male	1	100%
Female	0	0%

# of non-Whites supervised by Whites:	0
# of non-Blacks supervised by Blacks:	0
# of Whites supervised by Whites:	1
# of Blacks supervised by Blacks:	0
# of women supervised by men:	1
# of men supervised by men:	0
# of women supervised by women:	0
# of men supervised by women:	0

Employee Gender & Race



Supervisor Gender & Race



Clerk's Office

EMPLOYEES: 7

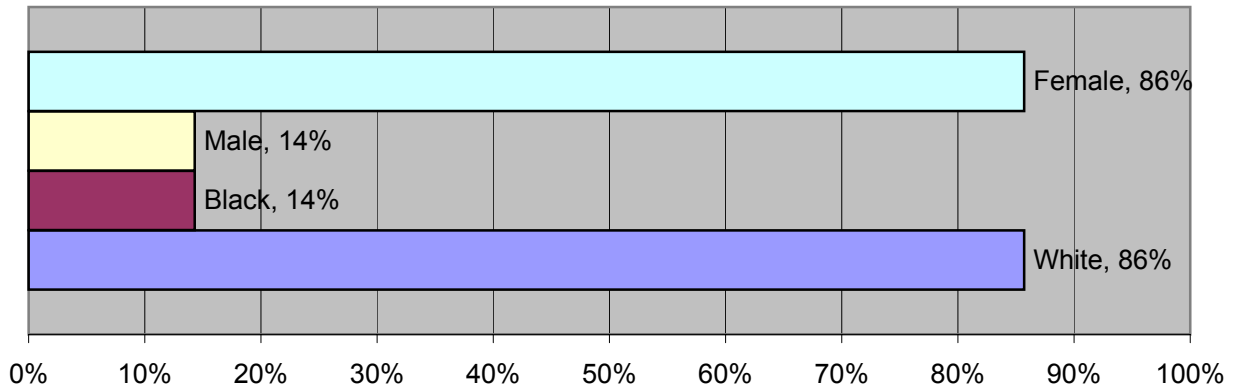
SUPERVISORS: 1

White	6	86%
Black	1	14%
Male	1	14%
Female	6	86%

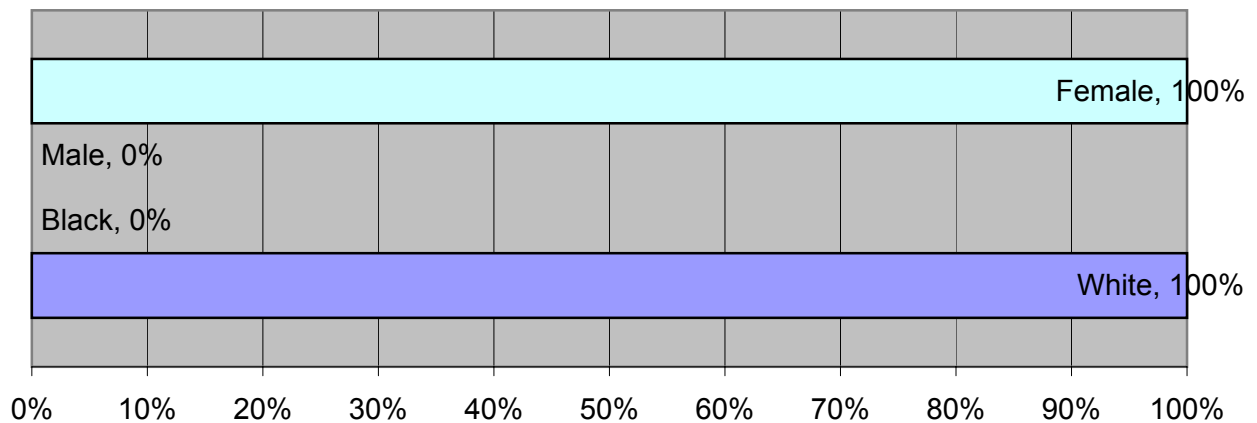
White	1	100%
Black	0	0%
Male	0	0%
Female	1	100%

of non-Whites supervised by Whites: 1
 # of non-Blacks supervised by Blacks: 0
 # of Whites supervised by Whites: 5
 # of Blacks supervised by Blacks: 0
 # of women supervised by men: 0
 # of men supervised by men: 0
 # of women supervised by women: 4
 # of men supervised by women: 1

Employee Gender & Race



Supervisor Gender & Race



Engineering

EMPLOYEES: 13

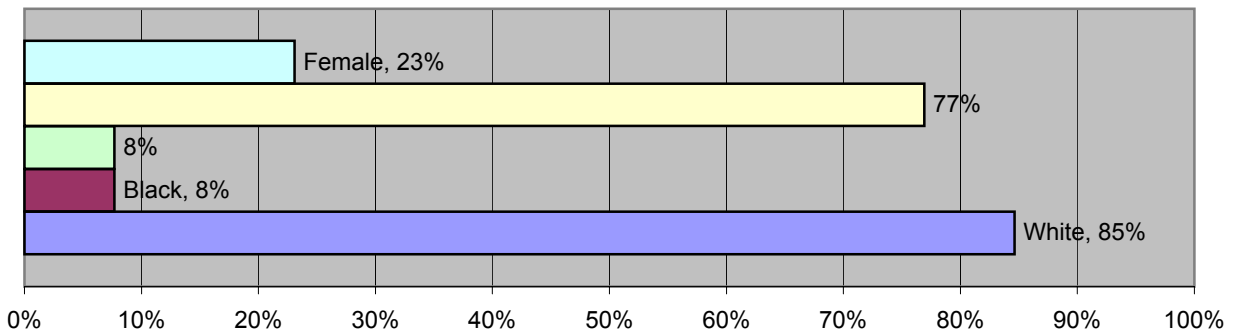
SUPERVISORS: 5

White	11	85%
Black	1	8%
Asian	1	8%
Male	10	77%
Female	3	23%

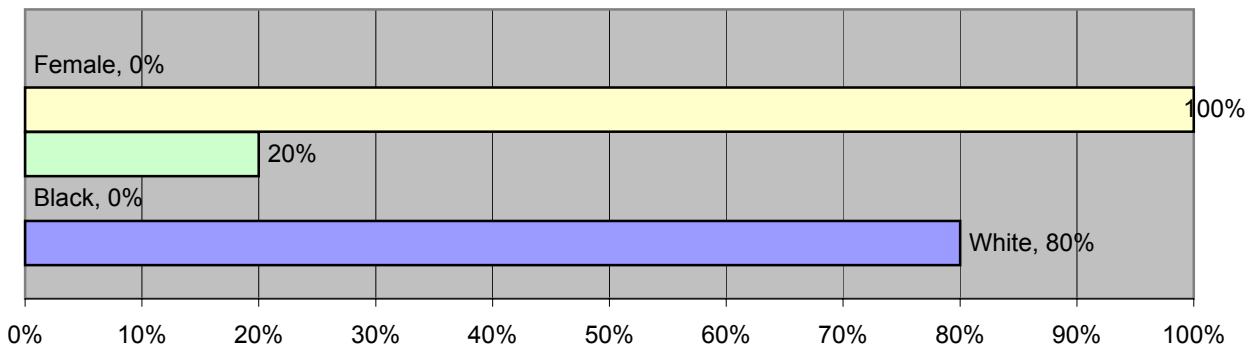
White	4	80%
Black	0	0%
Asian	1	20%
Male	5	100%
Female	0	0%

of non-Whites supervised by Whites: 1
 # of non-Blacks supervised by Blacks: 0
 # of non-Asians supervised by Asians: 1
 # of Whites supervised by Whites: 11
 # of Blacks supervised by Blacks: 0
 # of Asians supervising Asians: 0
 # of women supervised by men: 3
 # of men supervised by men: 10
 # of women supervised by women: 0
 # of men supervised by women: 0

Employee Gender & Race



Supervisor Gender & Race



Finance

EMPLOYEES: 12

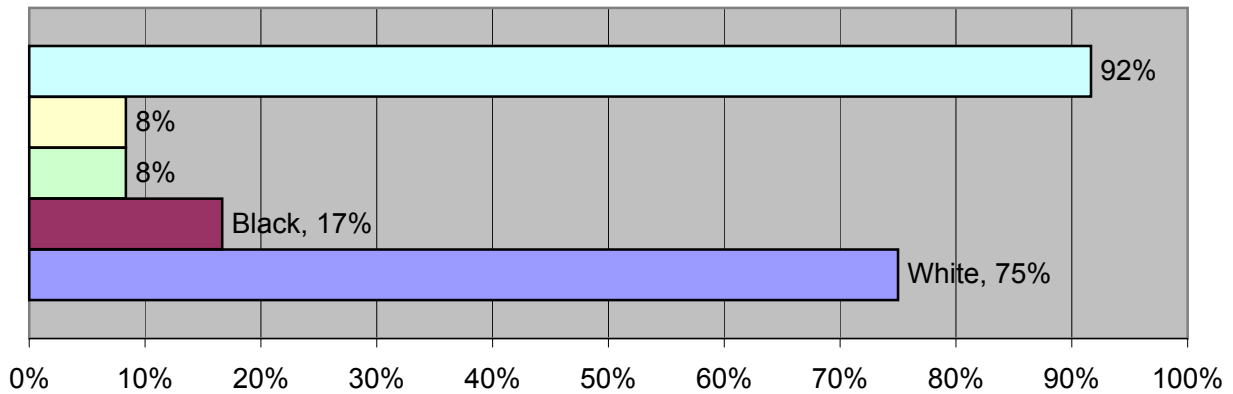
SUPERVISORS: 5

White	9	75%
Black	2	17%
Asian	1	8%
Male	1	8%
Female	11	92%

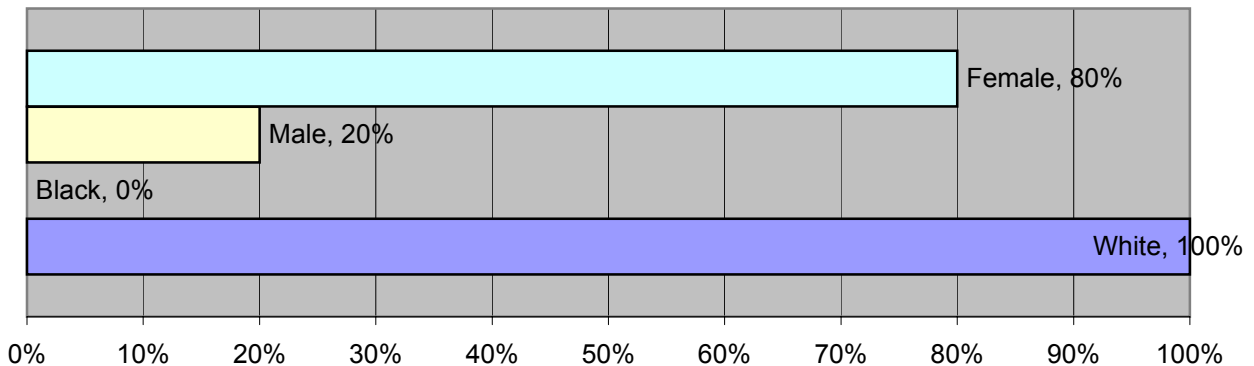
White	5	100%
Black	0	0%
Male	1	20%
Female	4	80%

# of non-Whites supervised by Whites:	3
# of non-Blacks supervised by Blacks:	0
# of Whites supervised by Whites:	7
# of Blacks supervised by Blacks:	0
# of women supervised by men:	2
# of men supervised by men:	0
# of women supervised by women:	8
# of men supervised by women:	0

Employee Gender & Race



Supervisor Gender & Race

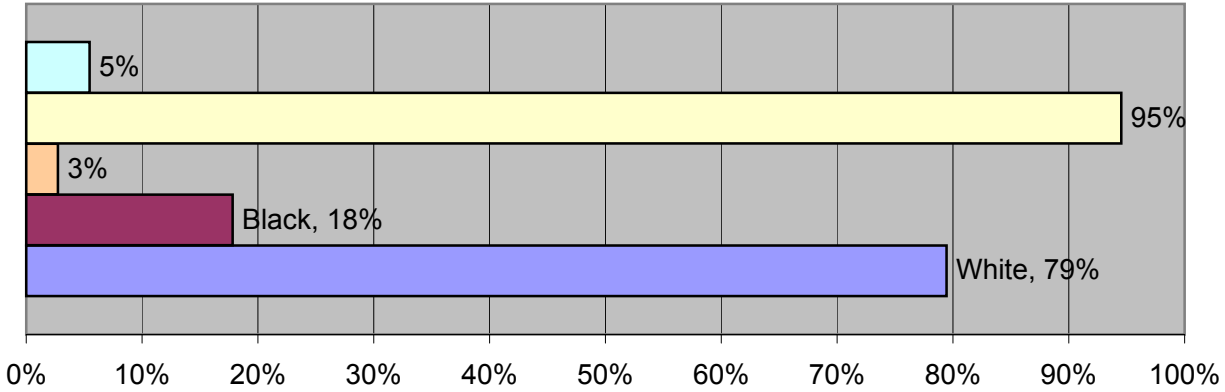


Fire

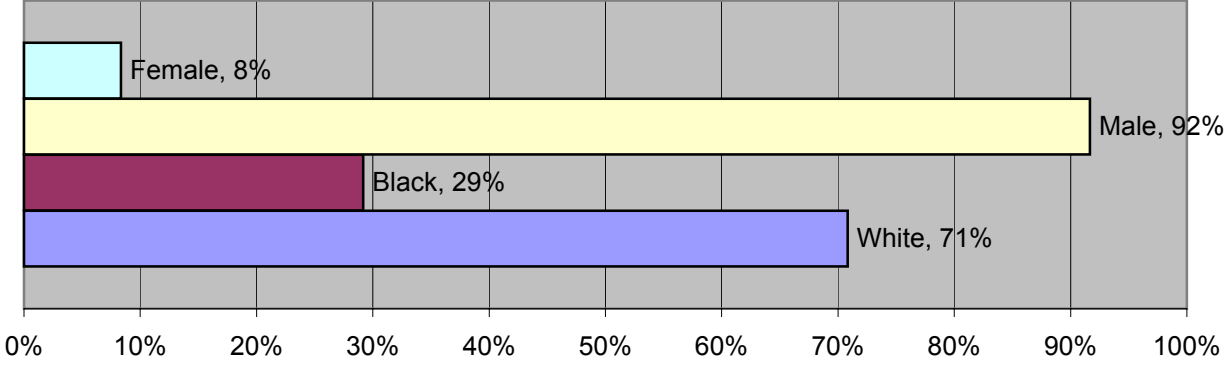
EMPLOYEES: 73	SUPERVISORS: 24
White 58 79%	White 17 71%
Black 13 18%	Black 7 29%
Hispanic 2 3%	Male 22 92%
Male 69 95%	Female 2 8%
Female 4 5%	

of non-Whites supervised by Whites: 14
 # of non-Blacks supervised by Blacks: 11
 # of Whites supervised by Whites: 46
 # of Blacks supervised by Blacks: 1
 # of women supervised by men: 4
 # of men supervised by men: 55
 # of women supervised by women: 0
 # of men supervised by women: 5

Employee Gender & Race



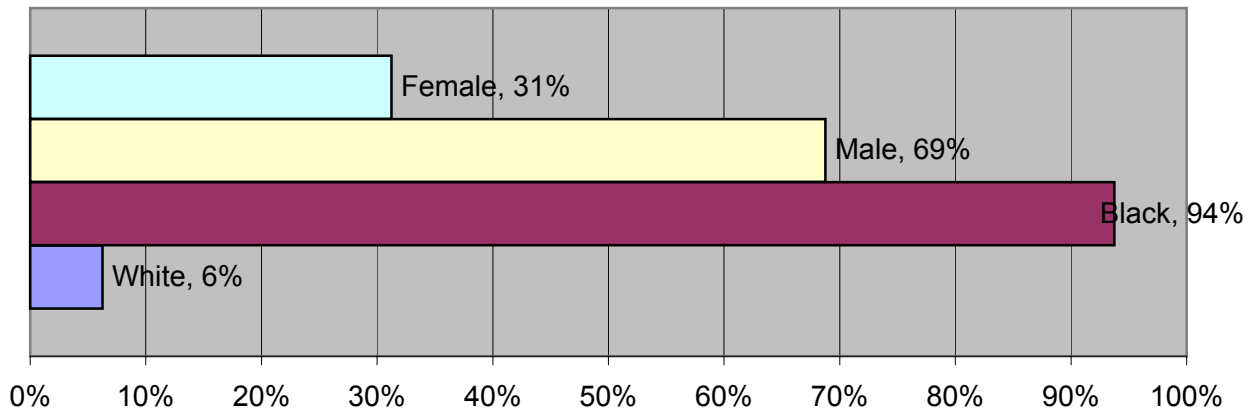
Supervisor Gender & Race



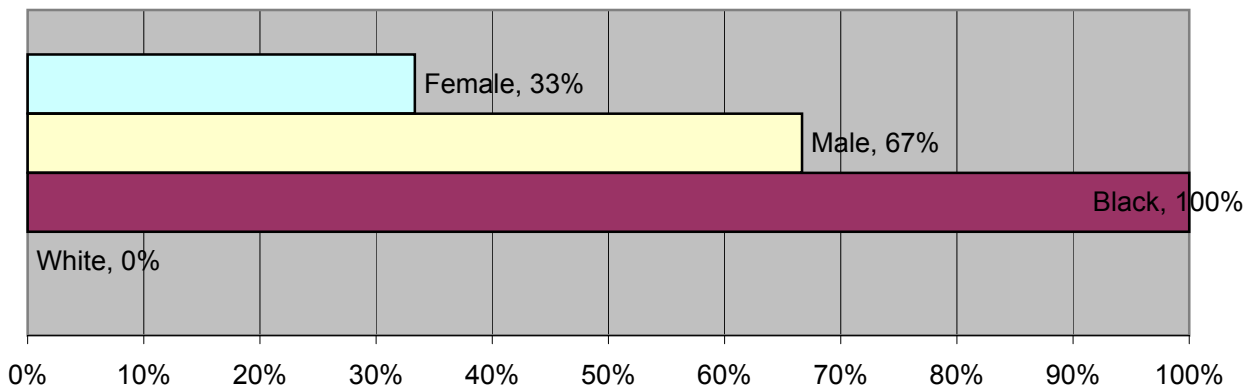
Housing

EMPLOYEES: 16	SUPERVISORS: 3
White 1 6%	White 0 0%
Black 15 94%	Black 3 100%
Male 11 69%	Male 2 67%
Female 5 31%	Female 1 33%
# of non-Whites supervised by Whites: 0 # of non-Blacks supervised by Blacks: 1 # of Whites supervised by Whites: 0 # of Blacks supervised by Blacks: 14 # of women supervised by men: 1 # of men supervised by men: 9 # of women supervised by women: 3 # of men supervised by women: 2	

Employee Gender & Race



Supervisor Gender & Race



Human Resources

EMPLOYEES: 6

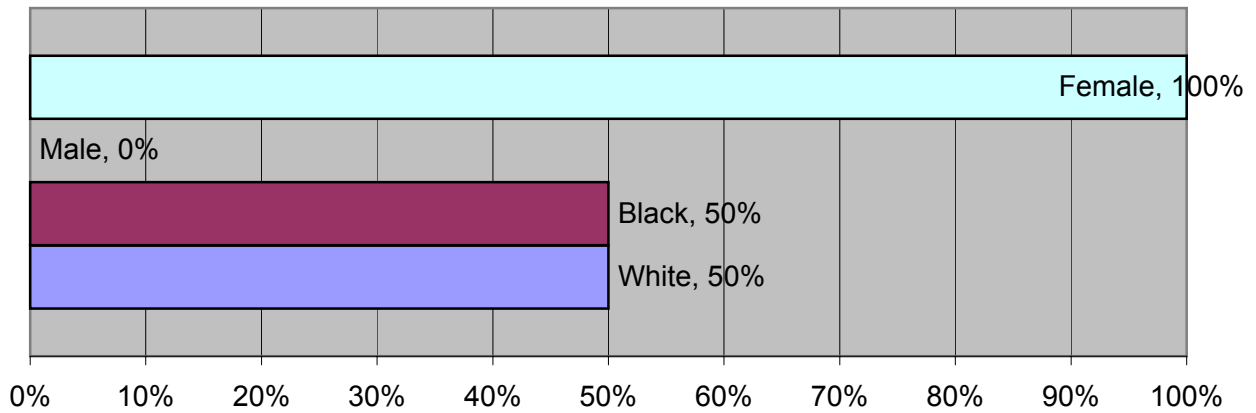
SUPERVISORS: 1

White	3	50%
Black	3	50%
Male	0	0%
Female	6	100%

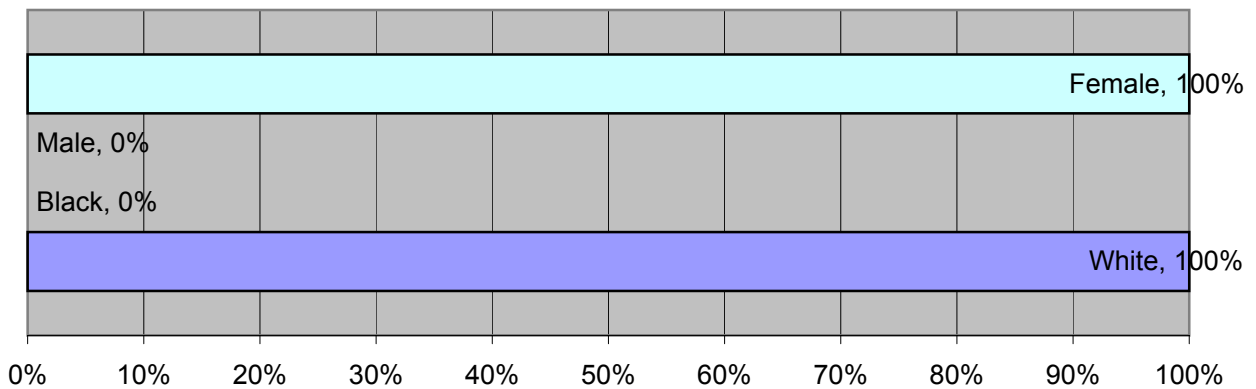
White	1	100%
Black	0	0%
Male	0	0%
Female	1	100%

of non-Whites supervised by Whites: 3
 # of non-Blacks supervised by Blacks: 0
 # of Whites supervised by Whites: 3
 # of Blacks supervised by Blacks: 0
 # of women supervised by men: 0
 # of men supervised by men: 0
 # of women supervised by women: 6
 # of men supervised by women: 0

Employee Gender & Race



Supervisor Gender & Race



Inspections

EMPLOYEES: 8

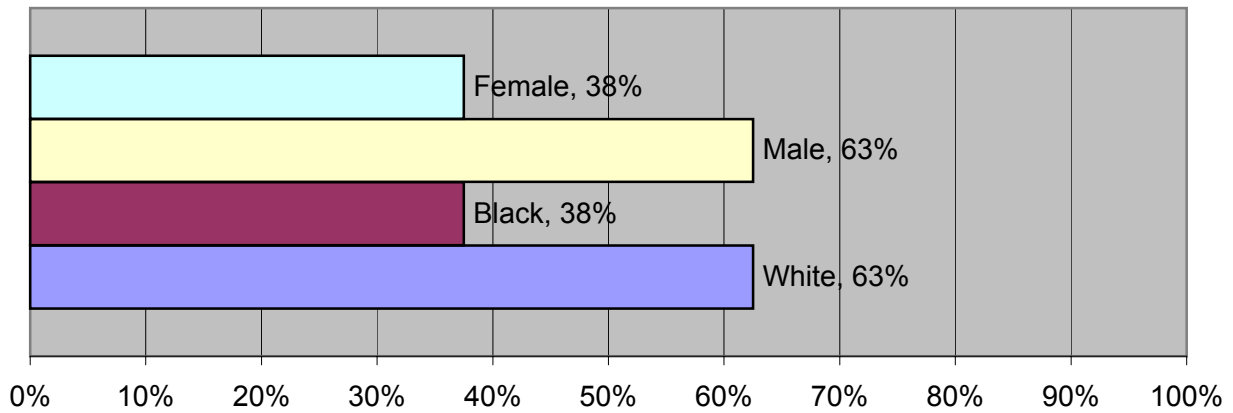
SUPERVISORS: 3

White 5 63%
 Black 3 38%
 Male 5 63%
 Female 3 38%

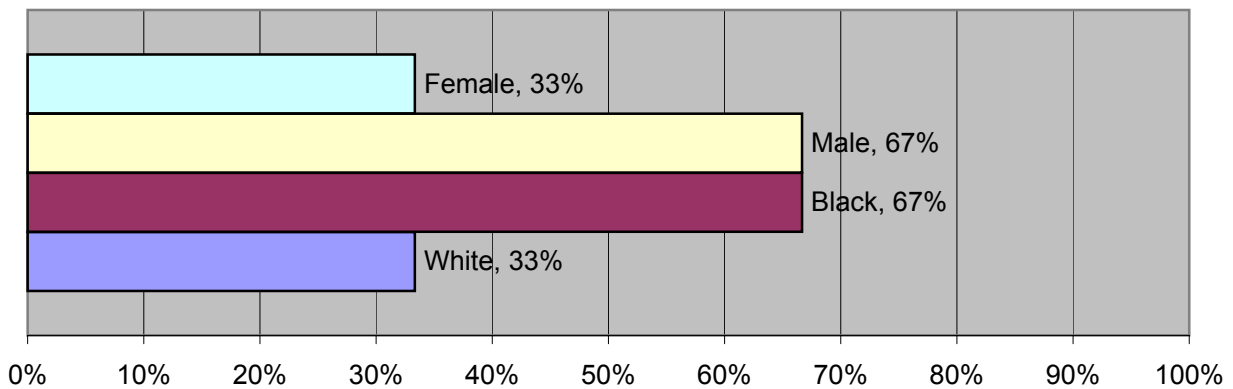
White 1 33%
 Black 2 67%
 Male 2 67%
 Female 1 33%

of non-Whites supervised by Whites: 0
 # of non-Blacks supervised by Blacks: 5
 # of Whites supervised by Whites: 0
 # of Blacks supervised by Blacks: 2
 # of women supervised by men: 3
 # of men supervised by men: 4
 # of women supervised by women: 0
 # of men supervised by women: 0

Employee Gender & Race



Supervisor Gender & Race



Information Technology

EMPLOYEES: 4

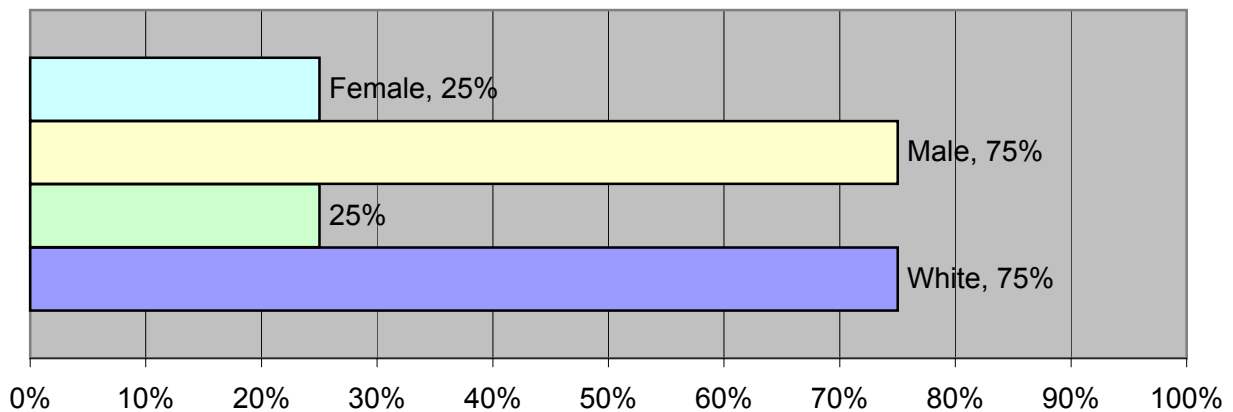
SUPERVISORS: 1

White	3	75%
Asian	1	25%
Male	3	75%
Female	1	25%

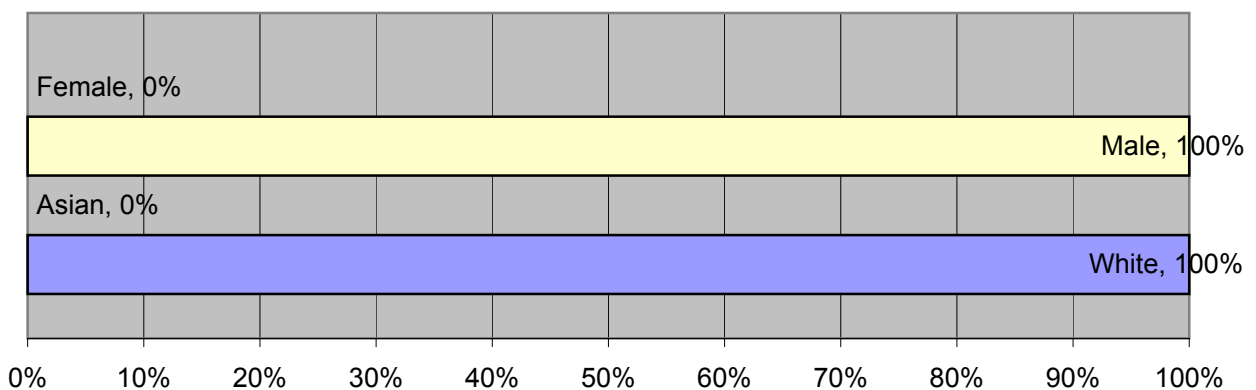
White	1	100%
Asian	0	0%
Male	1	100%
Female	0	0%

of non-Whites supervised by Whites: 1
 # of non-Asians supervised by Asians: 0
 # of Whites supervised by Whites: 2
 # of Asians supervised by Asians: 0
 # of women supervised by men: 1
 # of men supervised by men: 2
 # of women supervised by women: 0
 # of men supervised by women: 0

Employee Gender & Race



Supervisor Gender & Race



Library

EMPLOYEES: 32

SUPERVISORS: 7

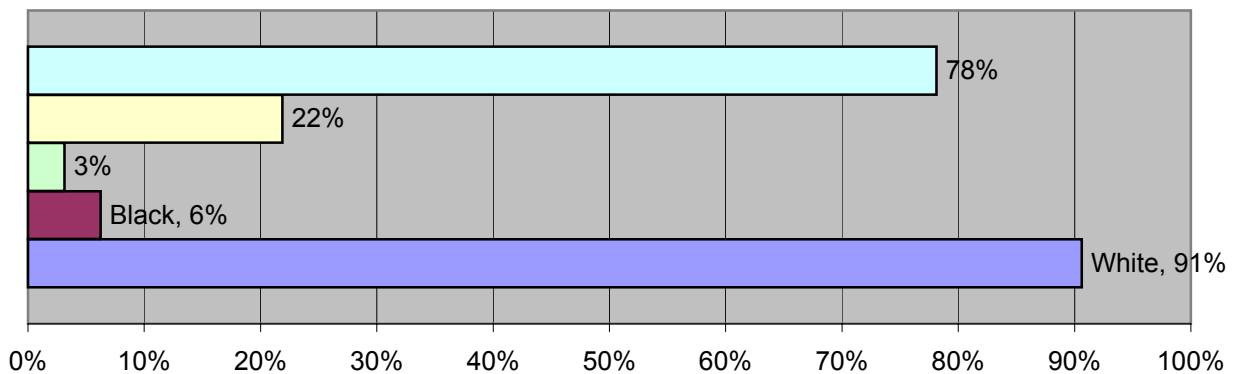
White 29 91%
 Black 2 6%
 Asian 1 3%
 Male 7 22%
 Female 25 78%

White 7 100%
 Black 0 0%
 Male 3 43%
 Female 4 57%

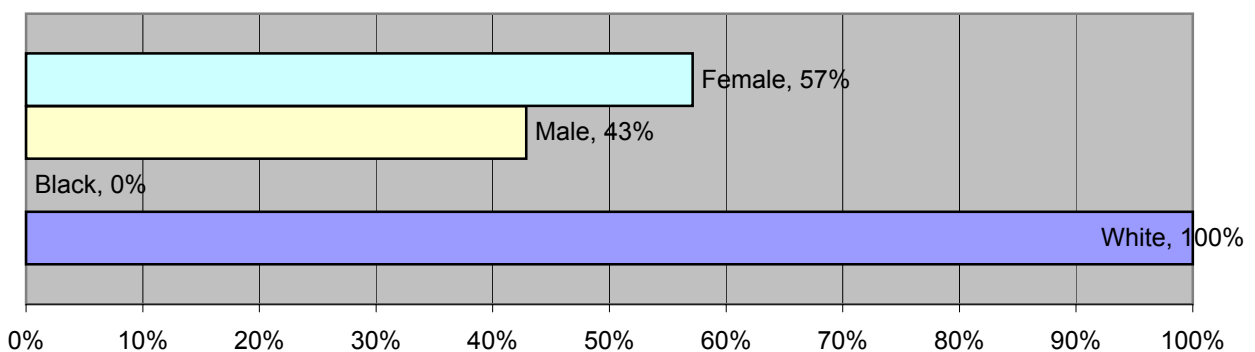
of non-Whites supervised by Whites: 3
 # of non-Blacks supervised by Blacks: 0
 # of Whites supervised by Whites: 29
 # of Blacks supervised by Blacks: 0
 # of women supervised by men: 17
 # of men supervised by men: 4
 # of women supervised by women: 18
 # of men supervised by women: 2

NOTES: *Two male circulation supervisors jointly supervise 13 women and two men. They do not supervise any minorities.*

Employee Gender & Race



Supervisor Gender & Race



Manager's Office

EMPLOYEES: 5

SUPERVISORS: 3

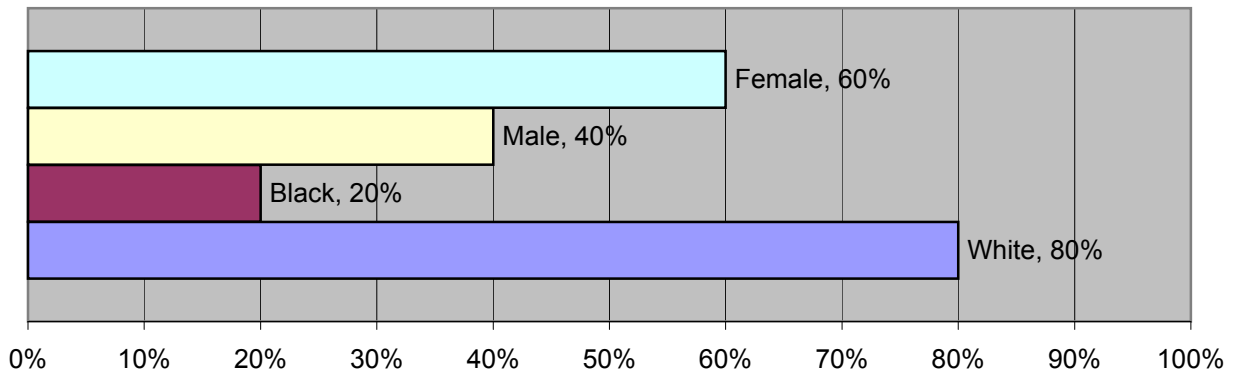
White 4 80%
 Black 1 20%
 Male 2 40%
 Female 3 60%

White 2 67%
 Black 1 33%
 Male 1 33%
 Female 2 67%

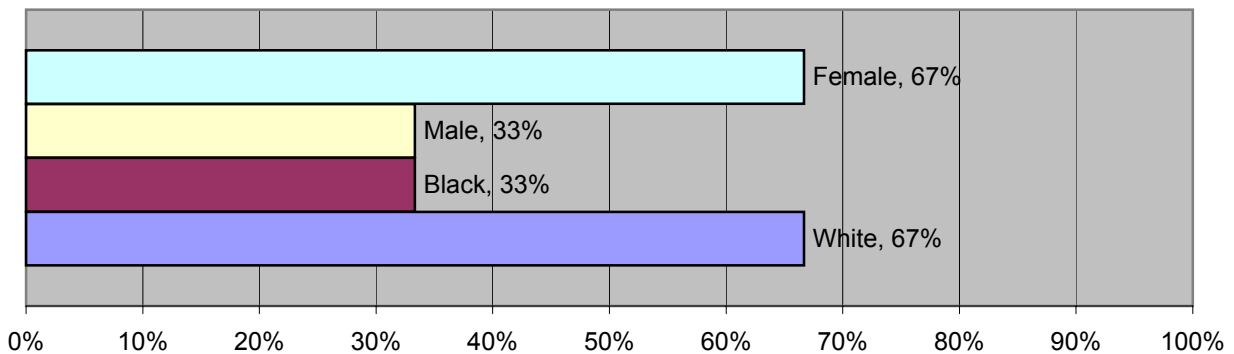
of non-Whites supervised by Whites: 1
 # of non-Blacks supervised by Blacks: 0
 # of Whites supervised by Whites: 3
 # of Blacks supervised by Blacks: 0
 # of women supervised by men: 3
 # of men supervised by men: 1
 # of women supervised by women: 0
 # of men supervised by women: 0

Sonna Loewenthal and Flo Miller technically supervise all department heads. In this NOTES: capacity, Ms. Loewenthal and Ms. Miller each supervise two Blacks, 12 Whites, six women and eight men.

Employee Gender & Race



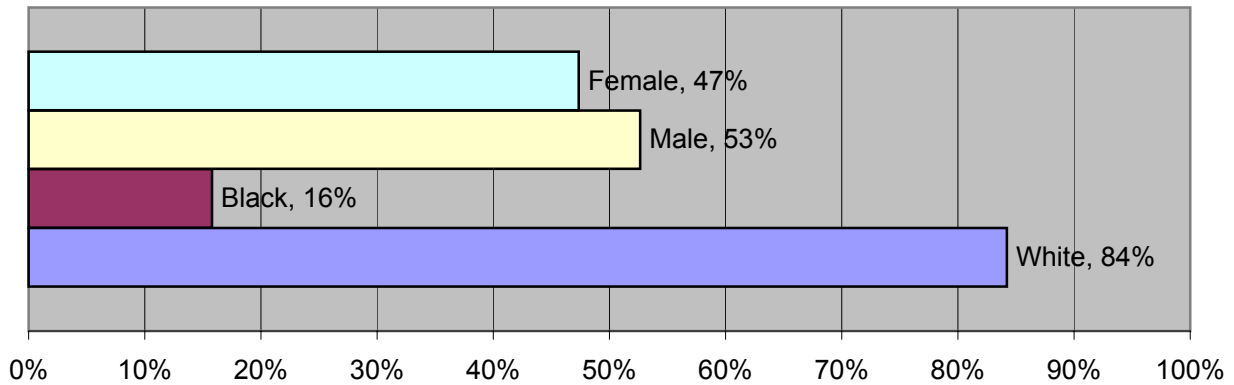
Supervisor Gender & Race



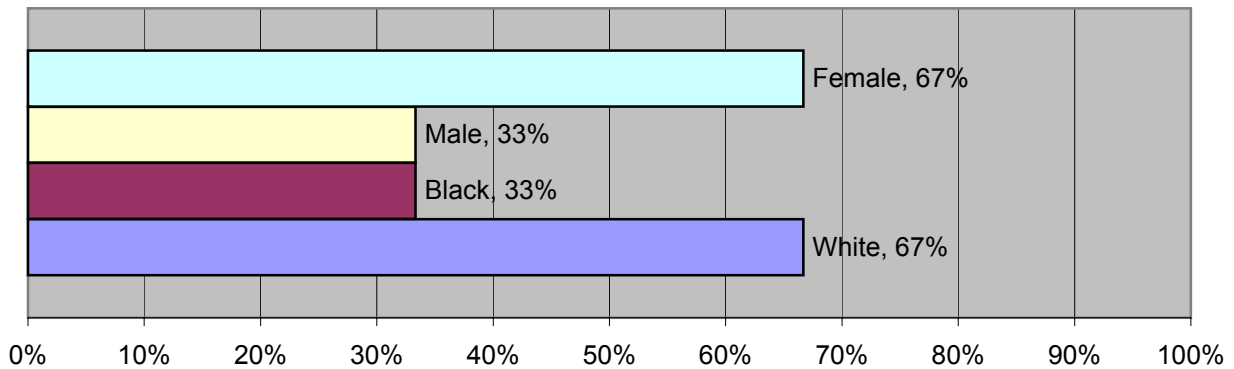
Manager's Office (incl. Department Heads)

EMPLOYEES: 19	SUPERVISORS: 3
White 16 84%	White 2 67%
Black 3 16%	Black 1 33%
Male 10 53%	Male 1 33%
Female 9 47%	Female 2 67%
# of non-Whites supervised by Whites: 3 # of non-Blacks supervised by Blacks: 12 # of Whites supervised by Whites: 15 # of Blacks supervised by Blacks: 2 # of women supervised by men: 8 # of men supervised by men: 9 # of women supervised by women: 6 # of men supervised by women: 8	

Employee Gender & Race



Supervisor Gender & Race



Parks & Recreation

EMPLOYEES: 23

SUPERVISORS: 9

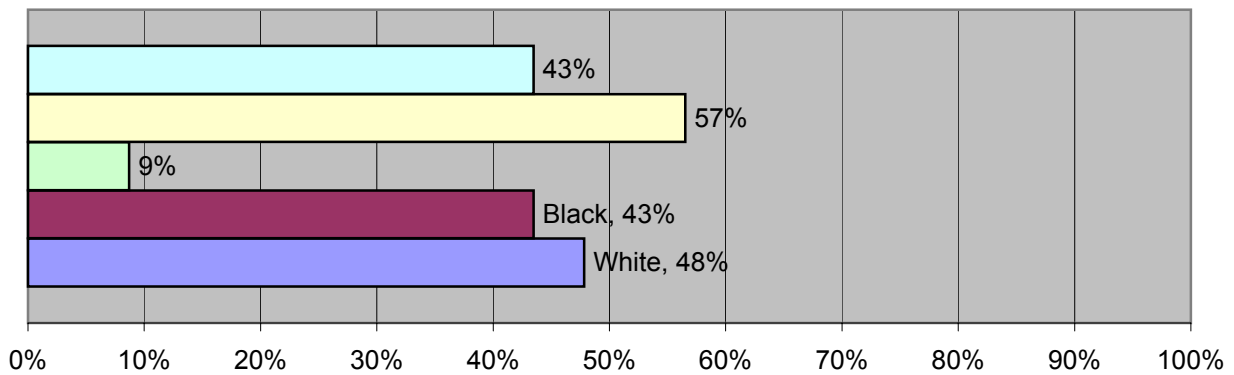
White	11	48%
Black	10	43%
Asian	2	9%
Male	13	57%
Female	10	43%

White	6	67%
Black	3	33%
Male	3	33%
Female	6	67%

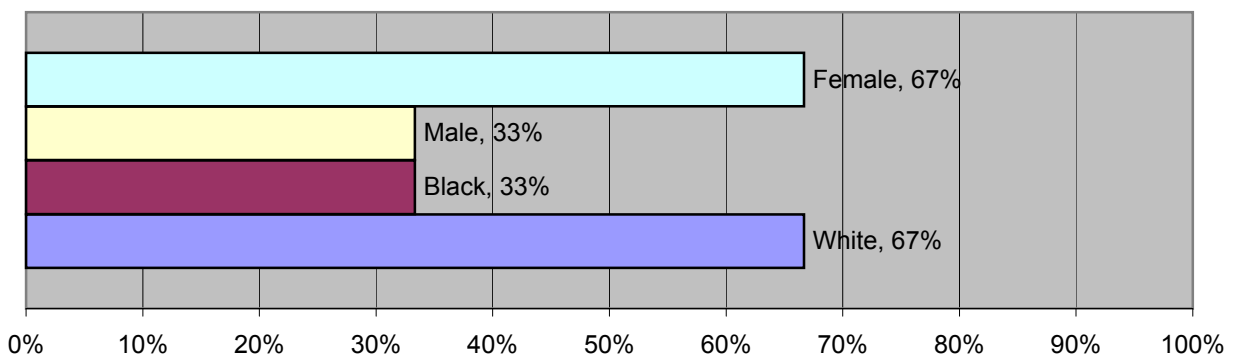
of non-Whites supervised by Whites: 10
 # of non-Blacks supervised by Blacks: 2
 # of Whites supervised by Whites: 5
 # of Blacks supervised by Blacks: 5
 # of women supervised by men: 3
 # of men supervised by men: 4
 # of women supervised by women: 7
 # of men supervised by women: 8

NOTES: *Only full-time employees are counted; part time or seasonal employees were not included in this study.*

Employee Gender & Race



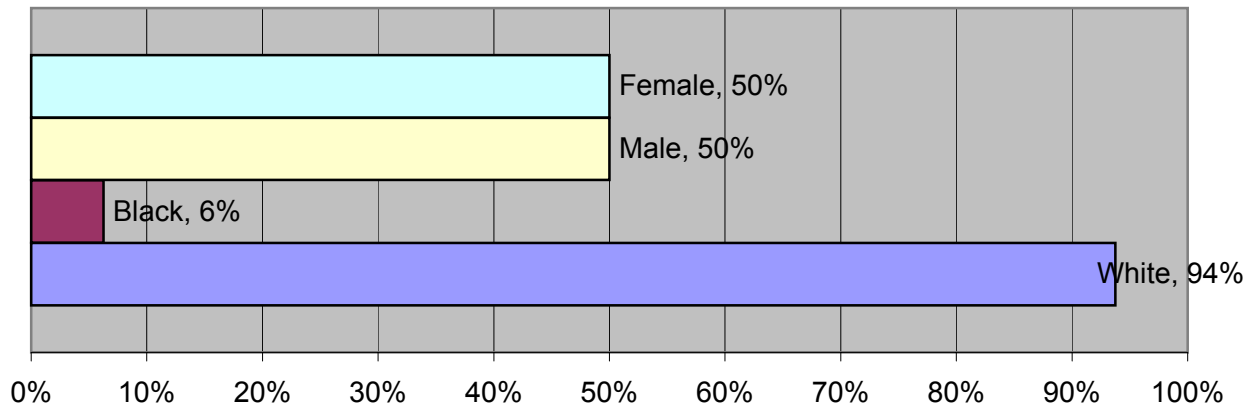
Supervisor Gender & Race



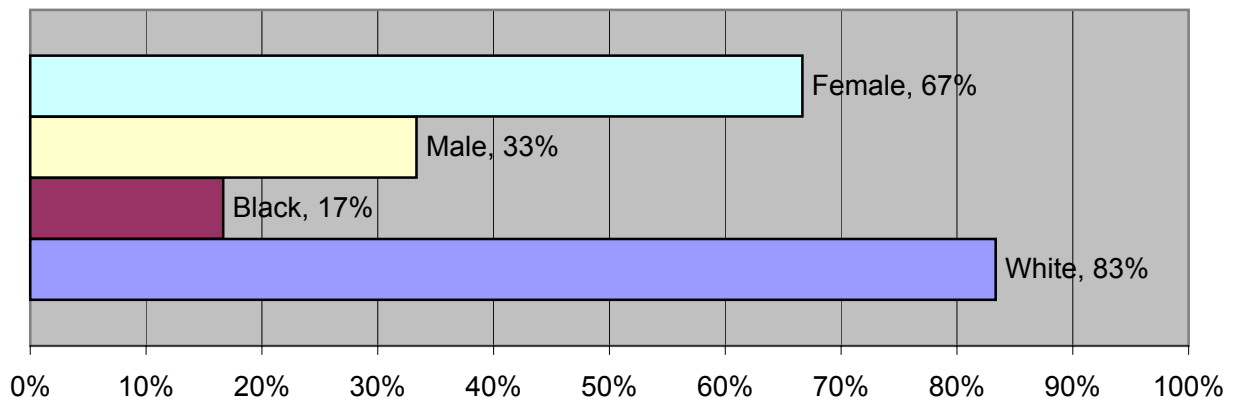
Planning

EMPLOYEES: 16	SUPERVISORS: 6
White 15 94%	White 5 83%
Black 1 6%	Black 1 17%
Male 8 50%	Male 2 33%
Female 8 50%	Female 4 67%
# of non-Whites supervised by Whites: 1 # of non-Blacks supervised by Blacks: 1 # of Whites supervised by Whites: 14 # of Blacks supervised by Blacks: 0 # of women supervised by men: 3 # of men supervised by men: 2 # of women supervised by women: 6 # of men supervised by women: 7	

Employee Gender & Race

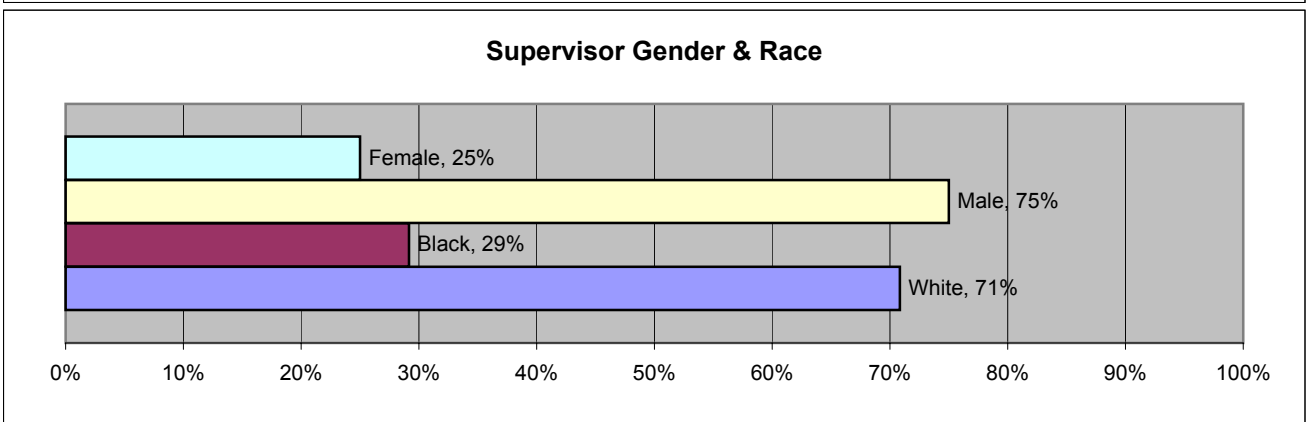
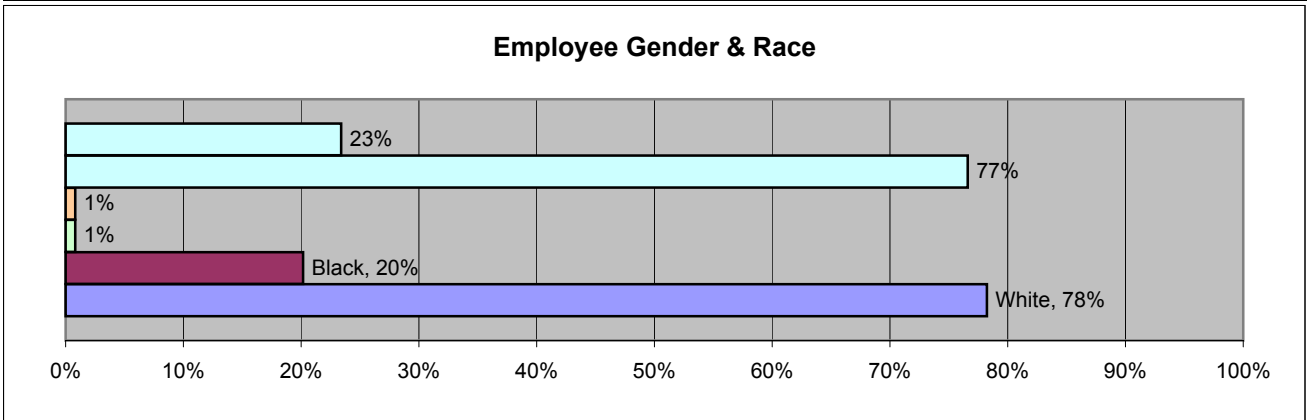


Supervisor Gender & Race



Police

EMPLOYEES: 124		
White	97	78%
Black	25	20%
Asian	1	1%
Hispanic	1	1%
Male	95	77%
Female	29	23%
SUPERVISORS: 24		
White	17	71%
Black	7	29%
Male	18	75%
Female	6	25%
# of non-Whites supervised by Whites:	16	
# of non-Blacks supervised by Blacks:	23	
# of Whites supervised by Whites:	53	
# of Blacks supervised by Blacks:	5	
# of women supervised by men:	18	
# of men supervised by men:	59	
# of women supervised by women:	5	
# of men supervised by women:	18	
		<i>Sergeant Patrol Platoon 1:</i>
		Supervisors are both white, one male, one female
		Jointly supervise 13 employees
		3 Black, 10 White; 1 female, 12 male
		<i>Sergeant Patrol Platoon 2:</i>
		One white, one black supervisor; one male, one female
		Jointly supervise 12 employees
		2 Black, 10 White; 1 female, 11 male
		<i>Sergeant Patrol Platoon 3:</i>
		Supervisors are both white, male
		Jointly supervise 12 employees
		1 Black, 12 White; 1 female, 11 male
		<i>Sergeant Patrol Platoon 4:</i>
		One white, one black supervisor; both male
		Jointly supervise 13 employees
		2 Black, 11 White, 2 female, 11 male
		NOTES:
		<i>Sergeants jointly supervise employees; including Sergeants in the count would result in "double-counting" of women and minorities.</i>



Public Works

EMPLOYEES: 114

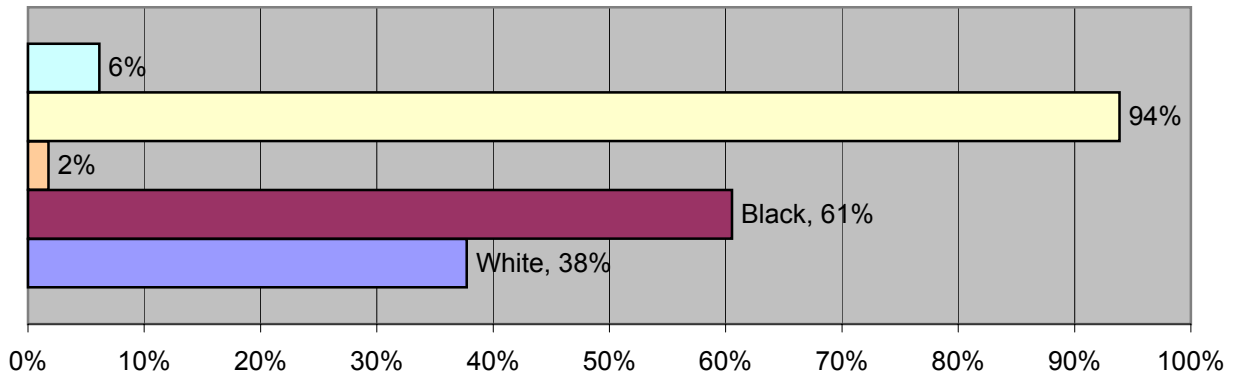
SUPERVISORS: 23

White	43	38%
Black	69	61%
Hispanic	2	2%
Male	107	94%
Female	7	6%

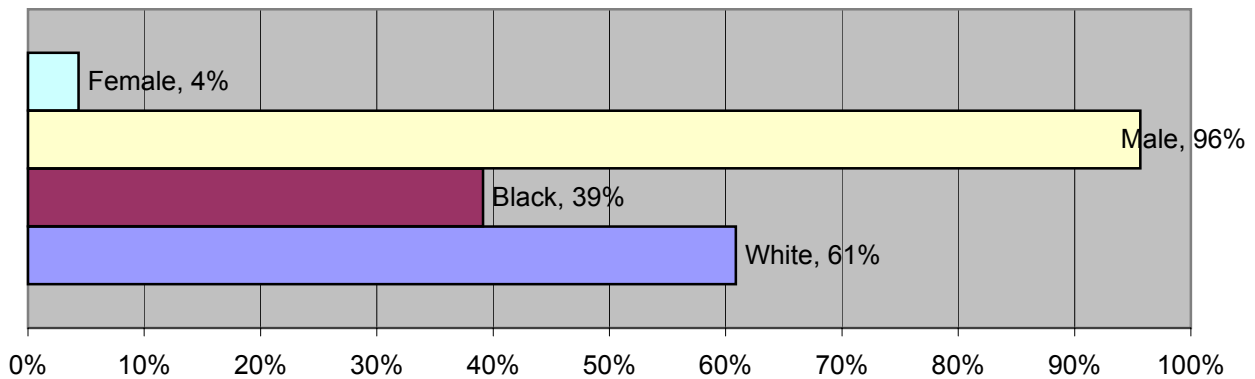
White	14	61%
Black	9	39%
Male	22	96%
Female	1	4%

of non-Whites supervised by Whites: 36
 # of non-Blacks supervised by Blacks: 13
 # of Whites supervised by Whites: 33
 # of Blacks supervised by Blacks: 41
 # of women supervised by men: 4
 # of men supervised by men: 107
 # of women supervised by women: 2
 # of men supervised by women: 0

Employee Gender & Race



Supervisor Gender & Race



Transportation

EMPLOYEES: 151

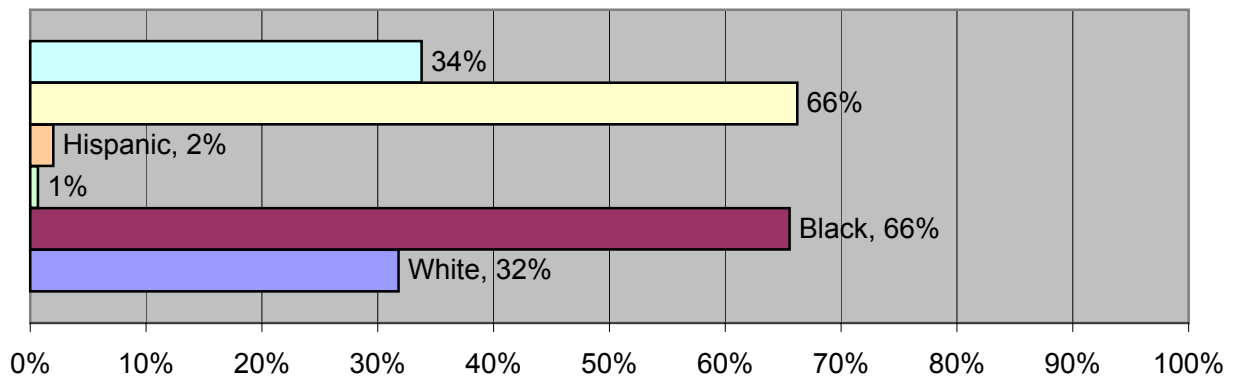
SUPERVISORS: 9

White	48	32%
Black	99	66%
Asian	1	1%
Hispanic	3	2%
Male	100	66%
Female	51	34%

White	3	33%
Black	6	67%
Male	5	56%
Female	4	44%

# of non-Whites supervised by Whites:	11
# of non-Blacks supervised by Blacks:	45
# of Whites supervised by Whites:	15
# of Blacks supervised by Blacks:	91
# of women supervised by men:	28
# of men supervised by men:	63
# of women supervised by women:	26
# of men supervised by women:	45

Employee Gender & Race



Supervisor Gender & Race

